



Bicycle carriers
Kickstands
Bottle cages & adapters
Workshop stands & tools
Bike stands & storages
Indoor trainer
Accessories




Y U E N I



E-BIKE SPECIFIC	4
CARRIERS	5
KICKSTANDS	7
FOR VARIOUS BICYCLES	9
CARRIERS	
FRONT CARRIERS	10
REAR CARRIERS	11
SEATPOST-MOUNTED	15
ACCESSORIES	17
KICKSTANDS	
CENTER-MOUNTED DOUBLE LEG	20
CENTER-MOUNTED SINGLE LEG	21
REAR-MOUNTED DOUBLE LEG	24
REAR-MOUNTED SINGLE LEG	24
KICKSTAND ACCESSORIES	26
BOTTLE CAGES & ADAPTERS	27
WORKSHOP, STORAGE & STANDS	30
INDOOR TRAINERS	36
BICYCLE ACCESSORIES	37

TO DESIGN & MANUFACTURE PRODUCTS THAT MAKE CYCLING SAFER, MORE CONVENIENT & FUN.



Since 1981, YUEN I has been specializing in the design and manufacture of high-quality bicycle kickstands, carriers, work stands and assorted accessories. With our wide range of products, we devote ourselves in fulfilling a diversity of customer requests. Keeping abreast of the latest technical know-how and product development allows us to satisfy the demands of customers worldwide. This is why we have a high reputation in both the OEM/ODM and AM markets.

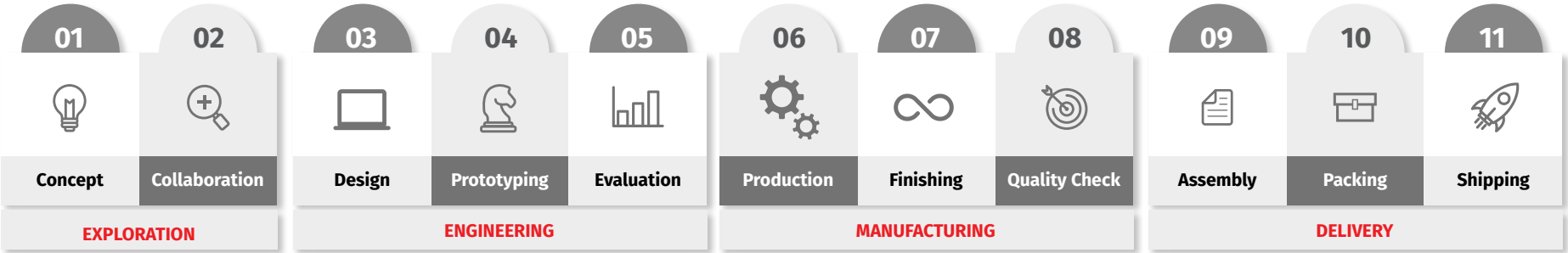
To follow our philosophy of “Integrity in Business”, we will continue to provide products with superb quality, enabling a stable and continuous growth. YUEN-I is a firm believer in standing reliably behind its customers.

Advantages

We offer a complete array of products and manufacturing services unmatched by most other factories in the industry.

- >
- 1 Every process is made in-house using our own facilities and personnel so we can control the quality and schedule.
 - 2 You do not have to go to other factories to finish your product. This greatly enhances production efficiency.

Manufacturing solutions from start to finish:



Customization

We put a lot of emphasis and focus on product development and design, as well as in OEM/ODM. We work together with customers in product creation, engineering and solutions to make sure our customers stay ahead of the market and the competition.

In recent years, Yuen-I has substantially invested in advanced machineries and technology for expanding the production capacity and manufacturing diversification in order to satisfy and adapt quickly to ever-changing market trends.

So if you have a particular product or project in mind, why not contact us and we can discuss how to bring your products into reality, quickly and properly.



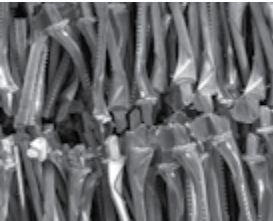
Our new sand-blasting machine, a giant piece of equipment that allows us to do all of our product finishing in-house. This allows us to keep a close eye on the process itself as well as the quality and integrity of the products.




New aluminum heat-treatment facility gives us the ability to do this crucial process in-house or the strictest quality control and monitoring. All of our technicians who operate these machines are highly-skilled, experienced and trained. So the products come out as expected with no surprises.

Capabilities


Fabrication




Die-casting




Aluminium extrusion




Metal punching



Plastic Injection




Tube bending




Stamping


Welding




ARC



CO2




Robotic




Spot


Finish & Graphics




Powder-coating



Sand-blasting






Printing






Laser-carving





E-Bikes | Carriers

		
<i>E-Bikes / City / Commuter</i>	<i>CUSTOMIZED CARRIER: For reference / information purpose only Full-suspension e-bikes</i>	<i>Lightweight design Specifically made for use with panniers E-Bikes / Gravel</i>
YA-251B	YA-255	YA-267A
Alloy tube frame and stays	Aluminum carrier	Carrier integrated with double-wall alloy fender
Fender can be fixed on carrier	Snap-it, AVS quick-release system available	
	4-POINTS FIXED	
		Max. load: 18 kgs

		
<i>Compatible with AVS quick-release system E-Bikes / City / Commuter</i>	<i>E-Bikes / City / Commuter</i>	<i>E-Bikes / City / Commuter / Children</i>
YA-269B	YA-269C	YA-269CA + YRD-7CD
Carrier integrated with alloy fender	Alloy tube frame and stays	<i>Rear carrier: YA-269CA</i> <i>Kickstand: YRD-7CD</i>
	<i>Fits Thule Yepp baby seats</i>	Aluminum carrier with kickstand
	Fits: 24", 26", 27", 28"	Steel, Auto lock
	Max. load: 30 kgs	With lock and springs
Max. load: 25 kgs		Fits 20", 24", 27"





E-Bikes | Carriers

		
<i>Full-suspension e-bikes</i>	<i>E-Bikes / City / Commuter</i>	<i>E-Bikes / Gravel</i>
<i>CUSTOMIZED CARRIER: For reference / information purpose only</i>		<i>Lightweight design Specifically made for use with panniers</i>
YA-275	YA-277	YA-278A
Aluminum carrier	Aluminum tube frame and stays	Carrier integrated with double-wall alloy fender
Fender can be fixed on carrier		
3-POINTS FIXED	Fits Thule Yepp baby seats	
	Heavy duty, maximum 30 kg load weight	Max. load: 20 kgs





		
<i>E-Bikes / Gravel</i>	<i>E-Bikes / Gravel</i>	<i>For more info: www.lite-move.com E-Bikes / City / Commuter</i>
YA-280A	YA-280B	YA-291A
Aluminum with integrated double wall fender	Aluminum carrier	
	For panniers	With light integrated (Litemove TA-KS tail lights)
	Fits 24", 26", 27", 28"	
Max. load: 18 kgs	SNAP-IT QR SYSTEM	Compatible with SNAP-IT QR SYSTEM

E-Bikes | Carriers, Kickstands

			
E-Bikes for Shimano Steps	E-Bikes for Shimano Steps	City / Commuter	E-Bikes / City / Commuter
YA-244C	YA-246A	YCA-13JC	YCA-14
Extra strong and durable	Alloy tubular	Heavy-duty	High-strength forged alloy
With clip	With side frame with pannier		Fitted to chainstay neck
		Adjustable, 24" - 29"	Adjustable, fits onto 29" bikes
	Adjustable: 26" - 29"		Max. weight: 50 kgs
Max. load: 25 kgs.			

				
E-Bikes / City / Commuter	E-Bikes / City / Commuter	Heavy-Duty E-Bikes	E-Bikes / City / Commuter	Heavy-Duty E-Bikes
YCA-18	YRA-50A	YRA-50B	YRA-50C	YRA-50D
Alloy central kickstand	Bolt-on type, alloy			
	Diameter: 18mm. Fits on chainstay / dropout			
Fits 20", 24", 26", 27", 28", 29"	Fits 24", 26", 27", 28"	Adjustable: 24" - 29"	Adjustable: 24" - 28", 26" - 29"	Adjustable: 24" - 29"
	Max. weight: 30 kgs	Max. weight: 35 kgs	Max. weight: 25 kgs	NOISE REDUCTION DESIGN

E-Bikes | Kickstands

			
E-Bikes		E-Bikes / City / Commuter / MTB	E-Bikes
YRS-53	YRS-53JB	YRA-59	YRA-69
Bolt-on type, Steel		Alloy, with 1 brake arm clip, 2 rubber spacers	
Diameter: 40mm		Fitted to seat stay and chainstay	
Fits 20", 24", 26", 27", 28"	Adjustable: 26" - 28"	Adjustable: 24" - 28", 26" - 29"	
		Quick adjusting mechanism	
		Big angle to fit various bikes	
		Big angle design provide more stability	


				
E-Bikes / City / Commuter	E-Bikes / City / Commuter	E-Bikes / City / Commuter	E-Bikes / City / Commuter	E-Bikes / City / Commuter
YRA-72A	YRA-72B	YRA-72C	YRA-76J	YRA-77J
Bolt-on type, alloy			6061 alloy, can be anodized	
Diameter: 40mm. Fits on chainstay / dropout			Diameter: 18mm	Diameter: 40mm
Fits 24", 26", 27", 28"	Adjustable: 24" - 29"	Adjustable: 24" - 28", 26" - 29"	Adjustable length. NOISE REDUCTION DESIGN	
Max. weight: 30 kgs	Max. weight: 35 kgs	Max. weight: 25 kgs	Max. weight: 50 kgs (Heavy loading)	Max. weight: 50 kgs (Heavy loading)

For Various Bicycle Types

FRONT CARRIERS



Front Carriers | Aluminium

			
<i>Touring</i>	<i>Touring</i>	<i>City / Commuter Sports</i>	<i>City / Commuter Sports</i>
YFA-9	YFA-14BA	YFA-16B	YFA-17A
Low pannier rack		Alloy tube frame and wire stays	
front fork fitting		Longer extensions for more room	
		Extensions can be placed on dropout / axle	
		Can be used for briefcases and bags	
Max. load: 18 kgs		Max. load: 10 kgs	

Steel

		
YFA-36A	YFA-54B	YFS-21EA
Low rider pannier rack	Alloy front basket carrier	Steel wire frame and stays
	With wood plate and support extensions	
Rigid fork fitting		Fits: 24", 26", 27", 28"
Max. load: 18 kgs	Max. load: 10 kgs	Fitted on fork pivots
		Max. load: 10 kgs



REAR CARRIERS

Rear Carriers | Aluminium



City / Commuter

YA-7B

Alloy DIECAST (ADC10) frame and steel wire stays

With clip, foldable

Adjustable brackets

Fits: 24", 26", 27", 28"

Max. load: 18 kgs



City / Commuter

YA-16E

Alloy DIECAST (ADC10) frame and steel wire stays

With clip, foldable

Adjustable brackets

Fits: 24", 26", 27", 28"

Max. load: 18 kgs



City / Commuter / Touring

YA-17JAC

Alloy wire frame and stays

Adjustable brackets

Adjustable: 24" - 28"

Max. load: 25 kgs



City / Commuter / Children

YA-32LDA

Alloy tube frame and stays

With clip

Fits: 24", 26", 27", 28"

Max. load: 18 kgs



City / Commuter / Touring

YA-66D

Alloy wire frame and stays

With clip

Adjustable brackets

Adjustable: 24" - 28"

Max. load: 25 kgs



City / Commuter

YA-73SEJA

Square tube frame and stays

With clip, foldable

Adjustable brackets

Adjustable: 24" - 28"

Max. load: 25 kgs



City / Commuter / Touring

YA-91J

Alloy tube frame and stays

With clip

Adjustable stays and brackets

Max. load: 25 kgs



City / Commuter

YA-157A

Alloy tube frame and stays





With clip





Adjustable stays and brackets

Max. load: 18 kgs




Rear Carriers | Aluminium

Rear Carriers | Aluminium

 <p>For bikes with disc brakes</p> <p>City / Commuter</p>	 <p>Touring</p>	 <p>City / Commuter</p>	 <p>Touring</p>
YA-157CAJ	YA-161JD	YA-162A	YA-169B
Alloy tube frame and stays			
	With reflector bracket	With clip and reflector bracket	
Adjustable brackets	Adjustable stays and brackets		Adjustable brackets
Fits: 26", 27", 28"	Adjustable: 24" - 28"	Fits: 20 - 22", 24" - 28"	Adjustable: 24" - 28"
Max. load: 18 kgs	Max. load: 25 kgs	Max. load: 18 kgs	Max. load: 25 kgs

 <p>City / Commuter</p>	 <p>City / Commuter</p>	 <p>YA21809A adapter plate add-on for installation of QR bag, basket, etc.</p> <p>City / Commuter</p>	 <p>City / Commuter</p>
YA-193SA	YA-212	YA-218B	YA-240
Square tube frame and stays	Alloy wire frame and stays	Alloy tube frame and stays	Lightweight alloy tubular
With clip		Foldable	With bandage hook design
	Adjustable brackets	Adjustable stays and brackets	Adjustable brackets
Fits: 24", 26", 27", 28"		Adjustable: 26" - 29"	
Max. load: 18 kgs			

 <p>City / Commuter / Classic Road</p>	 <p>City / Commuter / Touring</p>	
YA-247A	YA-248B	YA-269
Lightweight alloy		
Longer extension gives more room		Carrier with integrated fender
Extension can be placed on dropout / axle	Adjustable brackets	
		Fits: 24", 26", 27", 28"
Max. load: 18 kgs.	Max. load: 25 kgs.	

 <p>City / Commuter</p>	 <p>City / Commuter</p>	 <p>For bikes with cantilever brakes</p> <p>City / Commuter</p>
YS-11TDA	YS-23	YS-41AEC
	Stainless wire frame and stays	
	Foldable	
Fits: 24", 26", 27"		Fits: 24", 26", 27", 28"
Adjustable: 24" - 28"		
	Max. load: 18 kgs.	



SEAPOST-MOUNTED CARRIERS


Seatpost-Mounted Carriers | Aluminium



YA-111Q

Aluminium quick-release

Seatpost diameter range: 25.4mm - 35mm



YA-149QB

Seatpost diameter range: 25.4mm - 33mm

Max. load: 10 kgs.



YA-225

Aluminium

With extrusion quick-release buckle system















YA21809A adapter plate add-on for installation of QR bag, basket, etc.







CARRIER ACCESSORIES

Accessories : Fitting Sets | Bike Carriers

 Horizontal type F1	 Descending type F2	 Horizontal type F4	 F4C	 F6	 F9G	 F12
 F12BB	 F15B	 F17	 F17A	 F17B	 F17C	 F22

Accessories : Straps & Add-Ons | Carriers

 YI-3 Three-strip strap Steel wire hook with PVC coating	 YI-4 Elastic strap with leather	 YI-7A Elastic two-strip strap with leather
---	--	---

 M23 Support mechanism for seatpost carrier	 M-41A Extension bracket Fitted on front / rear carrier stays (7.8mm-14mm) Default extension bracket tube size is 22mm	 YC-1 Detachable bike clip clamp Standard size for plastic joints: 8mm
--	---	--



CENTER
KICKSTANDS

3 types of kickstand adjustments

Every process is made in-house using our own facilities and personnel so we can control the quality and schedule. You do not have to go to other factories to finish your product. This greatly enhances production efficiency.

1. Clip-type adjustment system

Fast and convenient adjustment with just a clip-type interface. No tools needed.



Look for this logo for kickstands with the clip adjustment.

2. Pin-type adjustment system

A simple pin system allows you to quickly adjust your kickstand. A proven problem-free mechanism.

3. Fixed system

No adjustment possible. The fixed system is the simplest and most robust form of kickstand able to withstand rough use. Heavy-duty construction ensures years of trouble-free service.

Kickstands | Center-Mounted



E-Bikes/ City / Commuter / Touring

YCD-3

Steel mounting seat, steel tube stays



E-Bikes/ City / Commuter / Touring

YCD-3A

With big pads



City / Commuter


YCD-20





Fully diecasted alloy head and stays

Kickstands | Center-Mounted, Aluminium

Kickstands | Center-Mounted, Aluminium

				
City / Commuter	City / Commuter	City / Commuter / Children		City / Commuter / Children
YCA-1	YCA-1A	YCA-5	YCA-5I	YCA-5A
Light alloy		Fitted to chainstay neck		
Fits 20", 22", 24", 26", 27", 28"		Adjustable: 24" - 28"	Adjustable: 16" - 24"	Adjustable: 24" - 28"
				With big foot

			
City / Commuter	City / Commuter / Touring	City / Commuter / Children	City / Commuter / Children
YCA-5M	YCA-6A	YCA-7	YCA-8
Light alloy		High-strength alloy	
Fitted to chainstay neck		Fitted to chainstay neck	
Fits 22", 24", 26", 27", 28"		Fits 20", 22", 24", 26", 27", 28"	

			
City / Commuter / Touring	City / Commuter	City / Commuter	City / Commuter / Fat Bikes
YCA-9	YCA-13J	YCA-13JC	YCA-15
Alloy		Heavy-duty	Alloy
Fitted to chainstay neck			
Adjustable: 20" - 24", 24" - 28", 26" - 29"			Adjustable: 24" - 28", 26" - 29"

	
City / Commuter / Fat Bikes / Children	City / Commuter
YCA-15I	YCA-16
Alloy	Plastic head with alloy stays
Fitted to chainstay neck	
Adjustable: 16" - 20", 20" - 24"	





REAR KICKSTANDS

Kickstands | Rear-Mounted



City / Commuter

YRD-6A

Alloy



City / Commuter / Children

YRD-7CA

Steel, auto-lock



Children / BMX / Folding

YRA-3

Light alloy

Fitted rear hub spindle



City / Commuter

YRA-4J

Alloy


Fitted to seat stay and chainstay

Adjustable: 24" - 28"



City / Commuter / MTB

YRA-9A



City / Commuter / MTB

YRA-18



City / Commuter / MTB

YRA-36AK



YRA-36AKN



City / Commuter / MTB

YRA-36AH



YRA-36AHN

For bikes with disc brakes

YRA-36AHN

For square stays

Adjustable: 24" - 28"

Fits 24", 26", 27", 28"

For round and square tubes

Adjustable: 26" - 28"




Adjustable bracket fits various angles between seat and chain stays



Brake arm clip fits ø16, ø20, ø22 tubes

For round tubes





Extra long bracket for disc brake bikes

Kickstands | Rear-Mounted, Aluminium

		
Children	City / Commuter	City / Commuter
YRA-54L	YRA-60	YRA-60B
Alloy	Fitted to chainstay with screws	
Adjustable: 14" - 18"	Adjustable: 24" - 28", 26" - 29"	
For small-wheeled bikes	Quick adjusting mechanism	
	2 sets plastic parts for oval tube: Fits 27mm x 15mm - 21mm ; Square tube: Fits 25mm x 15mm - 21mm	

		
Road	For bikes with disc brakes	For central motor type bikes
YRA-65E	YRA-65H	YRA-67
Full extrusion	Light alloy	Bolt-on type
Adjustable fitting arm for seat stay		Diameter: 40mm
Fits on seat and chain stay with adjustable bracket		
Adjustable: 26" - 28"	Adjustable: 24" - 28"	Adjustable: 24" - 28", 26" - 29"

Kickstands | Rear-Mounted, Steel

			
BMX / Folding / Children	City / Commuter / MTB / Road	City / Commuter / MTB	City / Commuter / MTB
YRS-10	YRS-17J	YRS-18	YRS-23
Steel		Steel tube	Steel
Fitted on hub spindle	Fitted on chainstay	Fitted to seat stay and chainstay	
Adjustable: 16" - 20"	Adjustable: 24" - 28"	Adjustable: 24", 26", 27", 28"	



Kickstands Top Plates				
				
Y10B	Y17	Y4	Y3	Y1
	Alloy		Steel	
				
YCH-1A			YCH-1	
Alloy			Steel	



BOTTLE CAGES & ADAPTERS

Bottle Cages & Adapters



YAB-1

Light alloy



YAB-1A



YAB-3

Alloy



YAB-16



YAB-17



YAB-24C

Alloy

Fits PET, water bottles and others

PATENTED



YAB-25

Alloy plate

With laser-etched pattern

Weight: 38 grams

PATENTED



YAB-28

PATENTED







YAB-28A




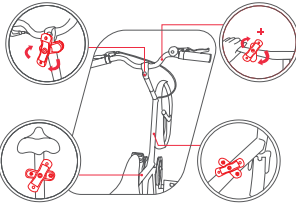


Alloy composite

Adjustable 3-position bottle shifting: right, central, left side bottle removal

Plastic pads to fit various bottle sizes

Bottle Cages & Adapters

PATENTED			
			
YAB-29	YAB-31	YAB-33	YAB-12A
Alloy plate	Alloy	Alloy with composite adjustment system	Alloy
With laser-etched pattern		Fits diameter: 54mm - 74mm bottles	Fits standard beverage cans and PET bottles
Weight: 32 grams		4-point front fixing for secure bottle retention and easy removal	Allows bottles to be taken out easily
			Adjustable height, secure and quick neck fixing of PET bottles

		PATENTED  	PATENTED  
YAB-34	YSB-1	M-38	M-25
Composite	Light steel	Multi-function turning adapter	Fixes on the frame's bottle cage holes
		For 22mm - 36mm tubes	Allows re-position of bottle cage holes
Weight: 37 grams		Fits on handlebars and bike frames and seat post, turns to 24 angles	Adjustment: 45mm up / 45mm down
			Weight: 29 grams






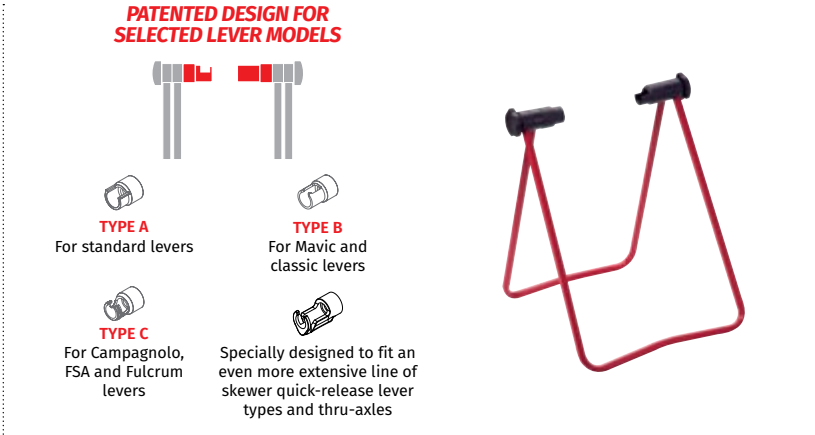









WORKSHOP, STORAGE & BICYCLE STANDS




Workshop, Storage & Bicycle Stands

Workshop, Storage & Bicycle Stands

			<div>PATENTED</div> 
WS-101A Bike carrier adapter with telescopic extension up to 65mm For Y-frame	WS-403 Mounted on seat and chain stays Powder-coated Color: Black, white	WS-403B Easy to adjust angle via hooks to fit various bikes	WS-403C Maintenance stand with foldable base

	<div>PATENTED DESIGN FOR SELECTED LEVER MODELS</div> <div><div> TYPE A For standard levers</div><div> TYPE B For Mavic and classic levers</div><div> TYPE C For Campagnolo, FSA and Fulcrum levers</div><div> Specially designed to fit an even more extensive line of skewer quick-release lever types and thru-axles</div></div> 		
WS-405 Color: Black	WS-406D Suitable for bicycles with wheel size under 29", patented design that allows easy fitting of skewer quick release levers, extra clamp length for easier derailleur adjustment	WS-406C Open design allows cleaning and maintenance of the cassette when installed	WS-412 Outstanding stability when installed suitable for high-traffic areas

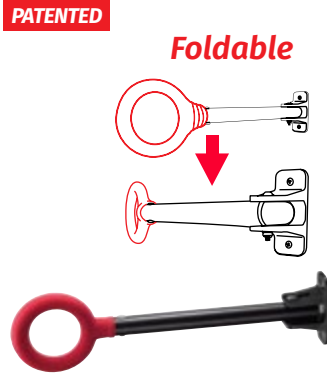
<div>PATENTED</div> 		<div>Can be folded flat to save space</div> 	<div>PATENTED</div> 	
WS-415D Parking stand Can be extended by connecting several units together	WS-416JC Enhanced "L" shaped steel Spring mechanism auto-slide and lock For 20" to 29" bikes	WS-416JQ Knockdown design Spring mechanism auto-slide and lock Small package, suited for online selling Enhanced "L" shaped steel For 20" to 29" bikes	WS-420 Foldable parking stand Roller with spring tension allows a smoother and easier For 20" - 29" bicycles, 23mm - 3" tires	WS-501A Wheel truing stand for all wheel sizes Foldable, compact, portable and lightweight With tire fixation

	<div>PATENTED</div> 			
WS-911A Foldable single bicycle hook Wall-mounted	WS-918A Foldable bicycle wall hanger Roller with spring tension allows a smoother, easier and more stable bike wall mounting and retrieval For 20" - 29" bicycles, 23mm - 3" tires	M80A Front fork holder 5mm, 12mm and 15mm thru-axle	M81A Secures the stem and handlebar to a fixed position For bicycle parking and display purposes	YSS-4 Safety handle for children's bikes

Workshop, Storage & Bicycle Stands




WS-502
Alloy wheel truing stand. Foldable and portable
Fits all wheel sizes and width
Up to 29" wheels and fat tires
Adjustable caliper trues disc brake rotors and rims



WS-610W
Wall-mounted, compact design perfect for indoor and outdoor spaces



WS-610WA



WS-610A
Multi-park module
Unlimited number of attachments
Excellent stability



WS-612
Speedy parking stand with knockdown design
Heavy duty, 25 kgs max. load
Fits up to 29" or 12" - 20" bikes
Hanger for helmets or clothes



Workshop, Storage & Bicycle Stands



WS-919-03-01
Wave-shaped shelf bike hanger
Hangs bike via the front wheel
Best for push bikes and bikes with alloy rims



WS-919-01-01
Thru axle bike hanger
Patented design hangs bike via the front thru axle, which is the optimal solution for carbon fiber bikes and wheels

Workshop, Storage & Bicycle Stands

PATENTED



WS-607

Height: 1.9 meters - 3.5 meters
Easy installation in a few minutes
Adjustable hanger
Load weight limit: 72 kgs or around 4 bicycles

PATENTED



WS-607GA

Similar to the WS-607, except this is the self-standing type
Heavy-duty base for exceptional stability



WS-607WB

Wall-mounted
Load weight limit: 18 kgs



Single quick-release lever
Allows the trainer to be set and released very quickly.



812B CORSO

Wire control system
Loading weight limit: 100 kgs



All indoor trainers are compact and foldable

Folded Size: 430mm x 600mm x 150mm
The trainer can be stored vertically for a smaller footprint
















The axle bearing is set up in front of the back wheel
This is very close to the position of the crank, which means it prevents accidental touching during use.

Magnetic controlling box design
Covers the entire magnetic system to prevent objects from entering the system.







150mm

INDOOR TRAINERS & ACCESSORIES

Accessories | Rear Derailleur Protectors

			
YDP-1	YDP-2	YDP-3	YDP-4
			
YDP-5C	YDP-6	YDP-7	YDP-8
			
YDP-8D	YDP-9	YDP-10A	YDP-16
			
YDP-17C	YDP-22	YDP-23	YAP-14

Accessories | Adapters, Brake Arm Clips

					
A1	A2 Ø 15 steel	A3 Ø 22	A4 Ø 16	A5 Ø 25,4	A6 Ø 20

Accessories | Basket Brackets & Supporters

				
YB-1	YB-3 Brackets for front basket. Steel, stainless or alloy	YB-4	YB-4J Adjustable	YFK0102 Basket supporters. Steel, stainless or alloy Size: 20", 24", 26", 28"



Y U E N I

YUEN I INDUSTRIAL CO., LTD. 元 毅 工 業 股 份 有 限 公 司

Head Office: **No. 16, Fu Kung Road, Fu Hsing Hsiang,
Changhua, Taiwan, R.O.C. 50662**

彰化縣福興鄉福工路16號

Tel: **886 4 7697615-7 / 7692685 / 7699033**
Fax: **886 4 7694315 / 7698571**

URL: **www.YUENI.com.tw**
E-mail: **service@yueni.com.tw**