





CONTENTS

NEW PRODUCTS <small>NEW</small>	5
E-BIKE KICKSTANDS	6
TAIL LIGHT INTEGRATED CARRIERS	7
REAR CARRIER	7
FRONT CARRIER	7
ACCESSORIES, STORAGE & BICYCLE STAND	8
CARGO E-BIKES	10
KICKSTAND & FRONT CARRIER	10
MODULAR REAR CARRIER	11
E-BIKE SPECIFIC CARRIERS	14
KICKSTANDS	15
FOR VARIOUS BICYCLES TYPES	19
CARRIERS	
FRONT CARRIERS	20
REAR CARRIERS	22
SEATPOST-MOUNTED CARRIERS	28
CARRIER ACCESSORIES	28
KICKSTANDS	
CENTER-MOUNTED	30
REAR-MOUNTED	34
KICKSTAND TOP PLATES	37
BOTTLE CAGES & ADAPTERS	38
WORKSHOP & STORAGE	41
BICYCLE STANDS & DISPLAYS	45
TRAINER & ACCESSORIES	49



DESIGNING & MANUFACTURING PRODUCTS THAT MAKE CYCLING *SAFE, FUNCTIONAL & FUN.*

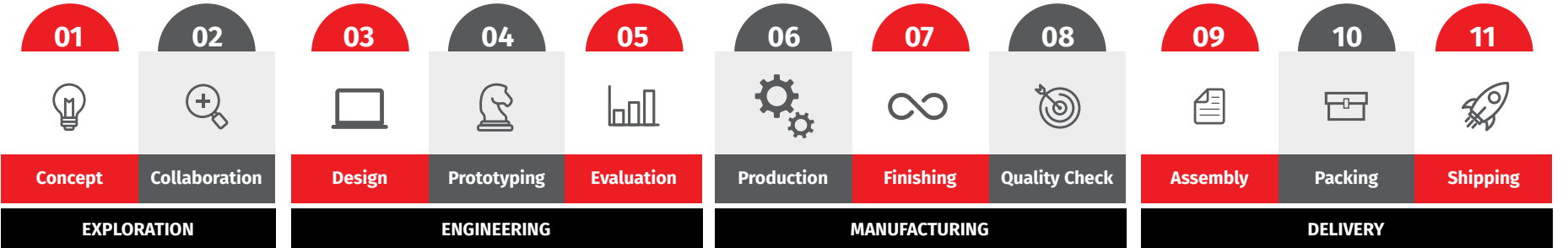
YUEN I has been specializing in the design and manufacture of high-quality bicycle kickstands, carriers, work stands and assorted accessories since 1981. With our wide range of products, we devote ourselves in fulfilling a diversity of customer requests. Keeping abreast of the latest technical know-how and product development allows us to satisfy the demands of customers worldwide. This is why we have a high reputation in both the OEM/ODM and AM markets.

To follow our philosophy of “Integrity in Business”, we will continue to provide products with superb quality, enabling a stable and continuous growth.

YUEN-I is a firm believer in standing reliably behind its customers.


EXPERIENCE THE YUEN-I ADVANTAGE: Manufacturing solutions from start to finish

We offer a complete array of products and manufacturing services unmatched by most other factories in the industry.

















Every process is made in-house using our own facilities and personnel so we can control the quality and schedule.

You do not have to go to other factories to finish your product. This greatly enhances production efficiency.



TECHNICAL EXPERTISE

FABRICATION			WELDING		FINISH & GRAPHICS	
						
Die-casting	Aluminium extrusion	Metal punching	ARC	CO2	Powder-coating	Sand-blasting
						
Plastic Injection	Tube bending	Stamping	Robotic	Spot	Printing	Laser-carving

CUSTOMIZE ACCORDING TO YOUR NEEDS

We put a lot of emphasis and focus on product development and design, as well as in OEM/ODM. We work together with customers in product creation, engineering and solutions to make sure our customers stay ahead of the market and the competition.

In recent years, Yuen-I has substantially invested in advanced machineries and technology for expanding the production capacity and manufacturing diversification in order to satisfy and adapt quickly to ever-changing market trends.

So if you have a particular product or project in mind, why not contact us and we can discuss how to bring your products into reality, quickly and in the most efficient, cost-effective and proper way possible.



^ New aluminum heat-treatment facility gives us the ability to do this crucial process in-house or the strictest quality control and monitoring. All of our technicians who operate these machines are highly-skilled, experienced and trained. So the products come out as expected.

Our new sand-blasting machine, a giant piece of equipment that allows us to do all of our product finishing in-house. This allows us to keep a close eye on the process itself as well as the quality and integrity of every product that leaves our factory.



NEW PRODUCTS

E-BIKE KICKSTANDS

TAIL LIGHT INTEGRATED CARRIERS & REAR CARRIERS

ACCESSORIES, STORAGE & BIKE STANDS

CARGO E-BIKES CARRIER & KICKSTANDS

NEW PRODUCTS | E-BIKE KICKSTANDS



NEW
PATENTED
DIRECT MOUNT
18^{MM}
NO TOOLS NEEDED

For central motor type bikes
Heavy-duty E-Bikes

YRA-50G
ADC10 with plastic feet
Diameter: 18mm
Adjustable: 24"-29"
Max. weight: 30 Kg



NEW
PATENTED
DIRECT MOUNT
40^{MM}
NO TOOLS NEEDED

For central motor type bikes
Heavy-duty E-Bikes

YRA-72G
ADC10 with plastic feet
Diameter: 40mm
Adjustable: 24"-29"
Max. weight: 30 Kg



NEW
PATENTED
DIRECT MOUNT
18^{MM}
NO TOOLS NEEDED

E-Bikes / City / Commuter

YRA-76J (JD)
6061 alloy, anodized or ED black
Diameter: 18mm
Adjustable: 26"-29"
Max. weight: 50 Kg (Heavy loading)
Chain stay sloping available



NEW
PATENTED
DIRECT MOUNT
40^{MM}
NO TOOLS NEEDED

E-Bikes / City / Commuter

YRA-77J (JD) NEW
6061 alloy, anodized or ED black
Diameter: 40mm
Adjustable: 26"-29"
Max. weight: 50 Kg (Heavy loading)
Chain stay sloping available



NEW
SPECIALLY DESIGNED ANGLE
The bracket can be retracted under the chainstays when it is kicked up and will not protrude, preventing your heels from being accidentally hit.

E-Bikes / City / Commuter / MTB

YRA-81BA
ADC10 with plastic feet
Adjustable: 24"-29"
Max. weight: 18 Kg



NEW
NO TOOLS NEEDED

E-Bikes / City / Commuter / MTB

YCA-13G
ADC10 with plastic feet
New feet design for e-bike
Adjustable: 24" - 29"
Max. weight: 30 Kg

NEW PRODUCTS | TAIL LIGHT INTEGRATED CARRIERS



NEW

For more info:
www.lite-move.com
E-Bikes / City / Commuter

YA-291A
With light integrated (Litmove TA-KS tail lights)



NEW

E-Bikes / City / Commuter

YA-291C
Integrated type carrier design to combine with alloy fender
With light integrated (Dosun tail lights RX)
Compatible with SNAP-IT / AVS QR SYSTEM
Max. load: 20 Kg



NEW

For more info:
www.lite-move.com
E-Bikes / City / Commuter

YA-291E
With light integrated (Litmove TX3 tail lights)

Recommend: Double wall fender (not included)



NEW

YA-291G
Integrated type carrier design to combine with alloy fender
Fender not included



NEW

E-Bikes / City / Commuter

YA-278D
With light integrated (Roxim tail lights R7EA)
Compatible with SNAP-IT / AVS QR SYSTEM
Recommend: Double wall fender (not included)

Max. load: 20 Kg



NEW

PATENTED

Gravel / City / Commuter

YA-269Q
Carrier with side mounting system

Max. load: 27 Kg




NEW

Gravel/City

YFA-87A
Alloy handlebar carrier
Fits 31.8mm handlebar
Max. load: 5 Kg

			
M84A	M182	A10	A10A
Alloy gravel cage	Plastic	Plastic	
For fork or carrier side mounting	Mounted on forks or frame tubes to allow installation of various accessories	Extension clip for tube	
Max. load: 5 Kg		10mm	14mm

	
WS-427	WS-421
Various bikes under 26" / Cargo bikes	

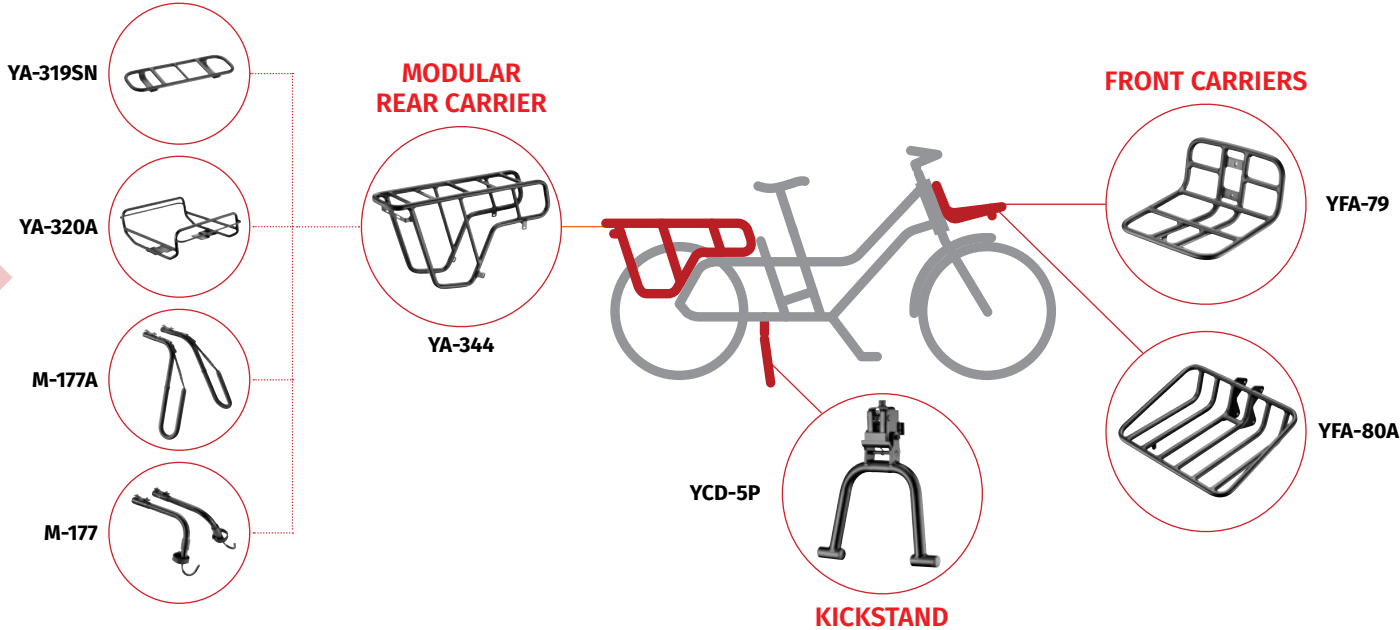
Easylift heavy-duty bike stand
Efficient lifting: Lifts rear wheel with minimal effort
Knockdown design: Easily disassembled for transport and storage
Universal compatibility: Fits various bicycle types under 26"
User-friendly: Supports bicycle without removing cargo

Steel / alloy
For all bike, especially e-bikes
Adjustable arms
Fits 20" - 29" tires with 23C - 3"
Extended type is available
Single arm design provide invisible support for bikes

	
WS-919-05-01	
PATENTED NO DRILLING REQUIRED Push bikes / Bikes with alloy rims	
Sidekick. Rim type bike hanger for shelf stand Keep your rack intact, just add on No need to remove shelf when installing Patented design hanger allows hanging via front wheel on shelf Height and angle adjustable. Fits 1" tubes, 15 kgs max. load	



COMPLETE PARTS
SOLUTION FOR YOUR
CARGO E-BIKES:
FRONT CARRIERS,
REAR CARRIERS
AND KICKSTANDS.



KICKSTAND



NEW
Cargo Bikes / Heavy Duty
YCD-5P
Steel double kickstand
Fits 3"width tire, suitable for heavy loads
Max. weight: 250 Kg

FRONT CARRIERS



NEW
Cargo Bikes
YFA-79
Frame mounted front carrier
Alloy tube with rigid design
Head tube fix design
Light bracket included
Fixing points can be customized
Size: 290mm x 310mm, Max. load: 10 Kg



NEW
Cargo Bikes
YFA-80A
Top tube and down tube fix design
Size: 360mm x 460mm, Max. load: 15 Kg



Cargo Bikes
YA-344
Long tail rear carrier
Alloy tube
Extended fix plate form
2X THULE yepp child seat, side plates available
Fixing points can be customized



Cargo Bikes
YA-319SN
Extended plate form for quick release (QR) . Compatible with: Racktime Snapit 2.0 system adapter and AtranVeloSystem
Bolt fix with carrier



NEW
KNOCKDOWN DESIGN
Cargo Bikes
YA-320M
Universal baby seat rail + bag M194
Extra large bag frame
YA-320A
Universal baby seat rail only, no bag M194



Cargo Bikes
M177
Pushbike holder
Carrier utility system
Foldable design
Max. load: 10 Kg



Cargo Bikes
M177A
Surfboard holder



M194
Extra large bag for YA-320M universal baby seat rail
600D polyester / PVC anti-slip leather, water-resistant
Size (L / W / H): 57 x 28.5 x 34 cm
Capacity: 46000 ml
Weight: 1200 grams

CARGO E-BIKE | MODULAR REAR CARRIER

PATENTED

Introducing our CARGO E-BIKE MODULAR REAR CARRIER.

Customize and add functionality to your **YA-344** rear carrier with a variety of extensions quickly and conveniently.

1. Start with the **REAR CARRIER**.




YA-344
Extended fix plate form with fixing points.

2. Add **EXTENSIONS AND ACCESSORIES**.

3. Mix and match depending on your needs.

Learn how easy it is to add different extensions to the base rear carrier and maximize the utility of your cargo e-bike.

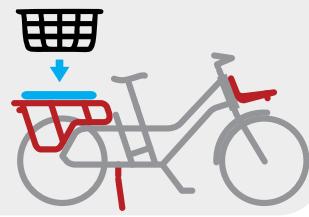
Scan to watch a short video:



www.yueni.com.tw/video

USER PROFILE

The Shopper



QR system



ACCESSORY:

QR SYSTEM

Compatible with:
• Racktime Snapit 2.0
• AtranVeloSystem

EXTENSION:

YA-319SN

Extended platform for quick release.

REAR CARRIER:

YA-344



USER PROFILE

Young Child



EXTENSION:

YA-320A

Universal baby seat rail.
Can also be adapted to carry cargo with the addition of a cargo bag.

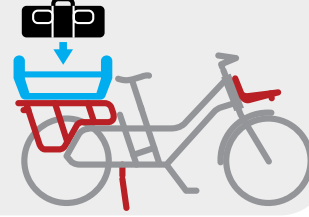
REAR CARRIER:

YA-344



USER PROFILE

Cargo Handler



ACCESSORY:

M194

600D polyester / PVC extra large bag for YA320A

EXTENSION:

YA-320A

Universal baby seat rail can also be adapted to carry cargo with the addition of a cargo bag.

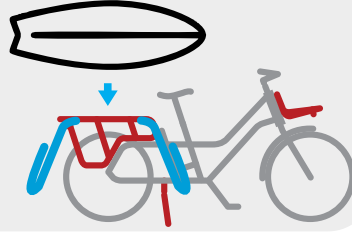
REAR CARRIER:

YA-344



USER PROFILE

The Surfer



REAR CARRIER:

YA-344

EXTENSION:

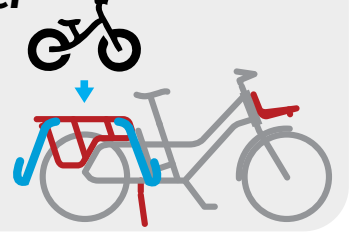
M-177A

Surfboard hooks, with nylon straps and rubber scuff protectors.



USER PROFILE

The Pushbiker



REAR CARRIER:

YA-344

EXTENSION:

M-177

Pushbike hooks, with nylon straps.





E-BIKE CARRIERS & KICKSTANDS

E-BIKES | CARRIERS



E-Bikes / City / Commuter

YA-251B

Alloy tube frame and stays
Fender can be fixed on carrier

Max. load: 18 Kg



CUSTOMIZED CARRIER:
For reference / information purpose only
Full-suspension e-bikes

YA-255

Aluminum carrier
Snap-it, AVS quick-release system available

4-POINTS FIXED

Max. load: 20 Kg



Lightweight design
Made for use with panniers
E-Bikes / Gravel

YA-267A

Carrier integrated with double-wall alloy fender

Max. load: 18 Kg



Compatible with AVS quick-release system
E-Bikes / City / Commuter

YA-269B

Carrier integrated with alloy fender

Max. load: 25 Kg



E-Bikes / City / Commuter

YA-269C

Alloy tube frame and stays
Fits Thule Yepp baby seats

Fits: 24", 26", 27", 28"

Max. load: 30 Kg



PATENTED

E-Bikes / City / Commuter / Children




YA-269CA + YRD-7CD

Rear carrier: YA-269CA
Aluminum carrier with kickstand

Kickstand: YRD-7CD
Steel, Auto lock
With lock and springs




Fits 20", 24", 27"

E-BIKES | CARRIERS

		
Full-suspension e-bikes	E-Bikes / City / Commuter	E-Bikes / Gravel
YA-275	YA-277	YA-278A
Aluminum carrier	Aluminum tube frame and stays	Carrier integrated with double-wall alloy fender
Fender can be fixed on carrier		
3-POINTS FIXED	Fits Thule Yepp baby seats	
Max. load: 18 Kg	Heavy duty, max. load: 30 Kg	Max. load: 20 Kg

CUSTOMIZED CARRIER:
For reference / information
purpose only

Lightweight design
Specifically made for use with panniers

		
Made for use with panniers	Made for use with panniers	For more info: www.lite-move.com
E-Bikes / Gravel	E-Bikes / Gravel	E-Bikes / City / Commuter
YA-280A	YA-280B	YA-291A
Aluminum with integrated double wall fender		Aluminum carrier
		With light integrated (Litemove TA-KS tail lights)
Fits 24", 26", 27", 28"	SNAP-IT QR SYSTEM	Compatible with SNAP-IT QR SYSTEM
Max. load: 18 Kg		Max. load: 20 Kg


E-BIKES | KICKSTANDS

			
E-Bikes for Shimano Steps	E-Bikes for Shimano Steps	E-Bikes / City / Commuter / MTB	E-Bikes / City / Commuter
YA-244C	YA-246A	YCA-13G	YCA-13JC
Extra strong and durable	Alloy tubular	ADC10 with plastic feet	Heavy-duty
With clip	With side frame with pannier	New feet design for e-bike	
	Adjustable: 26" - 29"	Adjustable: 24" - 29"	Adjustable, 24"- 29"
	Max. load: 25 Kg	Max. weight: 30 Kg	Max. weight: 35 Kg






NEW



Locks using a single screw.
Locking teeth ensures a
secure, no-slip lock.



SECURE LOCK DESIGN

				
PATENTED			PATENTED	NEW
E-Bikes / City / Commuter	E-Bikes / City / Commuter	E-Bikes / City / Commuter	Heavy-Duty E-Bikes	Heavy-duty E-Bikes
YCA-14	YCA-18	YRA-50A	YRA-50D	YRA-50G
High-strength forged alloy	Alloy central kickstand	Bolt-on type, alloy		ADC10 with plastic feet
Fitted to chainstay neck		Diameter: 18mm. Fits on chainstay / dropout		Diameter: 18mm
Adjustable, fits onto 29" bikes	Fits 20", 24", 26", 27", 28", 29"	Fits 24", 26", 27", 28"	Adjustable: 24" - 29"	Adjustable: 24" - 29"
Max. weight: 50 Kg		Max. weight: 30 Kg	Max. weight: 35 Kg	Max. weight: 30 Kg

DIRECT MOUNT
18MM

For central motor
type bikes




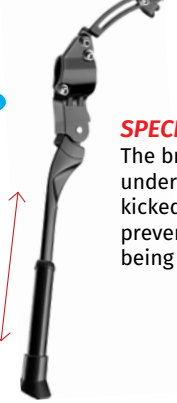
PATENTED
DIRECT MOUNT
18MM

For central motor
type bikes

PATENTED
DIRECT MOUNT
18MM

For central motor
type bikes

<div><div>NEW</div><div>PATENTED</div><div><div>DIRECT MOUNT</div><div>40MM</div></div><div><div>NO TOOLS NEEDED</div></div></div> <div></div> <div><div>For central motor type bikes</div><div>Heavy-duty E-Bikes</div></div>	<div><div>DIRECT MOUNT</div><div>40MM</div></div> <div></div> <div><div>Suitable for S-pedelecs</div><div>For central motor type bikes</div><div>E-Bikes</div></div>	<div><div>DIRECT MOUNT</div><div>40MM</div></div> <div></div> <div><div>E-Bikes / City / Commuter</div></div>	<div><div>DIRECT MOUNT</div><div>40MM</div></div> <div></div> <div><div>E-Bikes / City / Commuter</div></div>
<div>YRA-72G</div>	<div>YRA-69</div>	<div>YRA-72A</div>	<div>YRA-72B</div>
<div>ADC10 with plastic feet</div>	<div>Forged body, bolt-on type</div>	<div>Bolt-on type, alloy</div>	
<div>Diameter: 40mm</div>	<div>Diameter: 40mm</div>	<div>Diameter: 40mm. Fits on chainstay / dropout</div>	
<div>Adjustable: 24"-29"</div>	<div>Adjustable: 24" - 28", 26" - 29"</div>	<div>Fits 24", 26", 27", 28"</div>	<div>Adjustable: 24" - 29"</div>
<div>Max. weight: 30 Kg</div>		<div>Max. weight: 30 Kg</div>	<div>Max. weight: 35 Kg</div>
<div>For central motor type bikes</div>	<div>Big angle design provide more stability</div>		

<div><div>NEW</div><div>PATENTED</div><div><div>DIRECT MOUNT</div><div>18MM</div></div><div><div>NO TOOLS NEEDED</div></div></div> <div></div> <div><div>E-Bikes / City / Commuter</div></div>	<div><div>NEW</div><div>PATENTED</div><div><div>DIRECT MOUNT</div><div>40MM</div></div><div><div>NO TOOLS NEEDED</div></div></div> <div></div> <div><div>E-Bikes / City / Commuter</div></div>	<div><div>NEW</div><div><div>SPECIALLY DESIGNED ANGLE</div><div>The bracket can be retracted under the chainstays when it is kicked up and will not protrude, preventing your heels from being accidentally hit.</div></div></div> <div></div> <div><div>E-Bikes / City / Commuter / MTB</div></div>	<div><div>NEW</div><div><div>SPECIALLY DESIGNED ANGLE</div><div>The bracket can be retracted under the chainstays when it is kicked up and will not protrude, preventing your heels from being accidentally hit.</div></div></div> <div></div> <div><div>E-Bikes / City / Commuter / MTB</div></div>
<div>YRA-76J (JD)</div>	<div>YRA-77J (JD)</div>	<div>YRA-81</div>	<div>YRA-81BA</div>
<div>6061 alloy, can be anodized</div>		<div>ADC10 with 6061 alloy</div>	
<div>Diameter: 18mm</div>	<div>Diameter: 40mm</div>	<div>Big angle to fit various bikes with disc brakes</div>	
<div>Adjustable length</div>		<div>Adjustable: 24" - 29"</div>	
<div>Max. weight: 50 kgs (Heavy loading)</div>	<div>Max. weight: 50 Kg (Heavy loading)</div>	<div>Max. weight: 18 Kg</div>	<div>Max. weight: 25 Kg</div>

FOR VARIOUS BICYCLE TYPES





FRONT CARRIERS | ALUMINIUM



Touring

YFA-14BA

Low pannier rack

V-brake pivot on suspension

Front fork fitting, adjustable u-clamp

Max. load: 18 Kg



City / Commuter Sports

YFA-16B

Alloy tube frame and wire stays

Longer extensions for more room

Extensions can be placed on dropout / axle

Can be used for briefcases and bags

Max. load: 10 Kg



City / Commuter Sports

YFA-17A

Longer extensions for more room

Extensions can be placed on dropout / axle

Can be used for briefcases and bags



NEW

Gravel/City

YFA-87A

Alloy

Fits 31.8mm handlebar

Handlebar carrier

Max. load: 5 Kg



Cargo Bikes

YFA-79

Alloy tube with rigid design

Head tube fix design

Light bracket included

Fixing points can be customized

Size: 290mm x 310mm, Max. load: 10 Kg



YFA-80

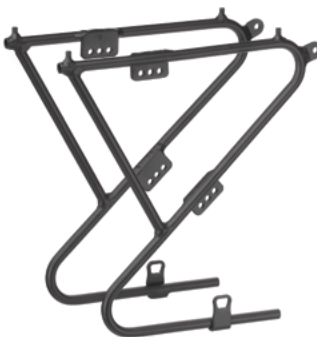
Alloy tube with rigid design

Top tube and down tube fixed design

Light bracket included

Fixing points can be customized

Size: 360mm x 460mm, Max. load: 15 Kg



YFA-36A

Low rider pannier rack

Rigid fork fitting

Max. load: 18 Kg



YFA-54B

Alloy front basket carrier

With wood plate and support extensions

Max. load: 10 Kg



YFS-21EA

Steel wire frame and stays

Fits: 24", 26", 27", 28"

Fitted on fork pivots

Max. load: 10 Kg

STEEL



REAR CARRIERS

REAR CARRIERS | ALUMINIUM



City / Commuter

YA-7B

Alloy DIECAST (ADC10) frame and steel wire stays

With clip, foldable

Adjustable brackets

Fits: 24", 26", 27", 28"

Max. load: 18 Kg



City / Commuter

YA-16E



City / Commuter / Touring

YA-17JAC

Alloy wire frame and stays

Adjustable brackets

Adjustable: 24" - 28"



City / Commuter / Children

YA-32LDA

Alloy tube frame and stays

With clip

Fits: 24", 26", 27", 28"



City / Commuter / Touring

YA-66D

Alloy wire frame and stays

With clip

Adjustable brackets



City / Commuter

YA-73SEJA

Square tube frame and stays

With clip, foldable



City / Commuter / Touring

YA-91J

Alloy tube frame and stays

With clip

Adjustable stays and brackets

Adjustable: 24" - 28"

Max. load: 25 Kg







City / Commuter





YA-157A

Alloy






Max. load: 18 Kg




REAR CARRIERS | ALUMINIUM

 <p>For bikes with disc brakes</p> <p>City / Commuter</p>	 <p>Touring</p>	 <p>City / Commuter</p>	 <p>Touring</p>
YA-157CAJ	YA-161JD	YA-162A	YA-169B
Alloy tube frame and stays			
	With reflector bracket	With clip and reflector bracket	
Adjustable brackets	Adjustable stays and brackets		Adjustable brackets
Fits: 26", 27", 28"	Adjustable: 24" - 28"	Fits: 20 - 22", 24" - 28"	Adjustable: 24" - 28"
Max. load: 18 Kg	Max. load: 25 Kg	Max. load: 18 Kg	Max. load: 25 Kg

 <p>City / Commuter</p>	 <p>City / Commuter</p>	 <p>YA21809A adapter plate add-on for installation of QR bag, basket, etc.</p> <p>City / Commuter</p>	 <p>City / Commuter</p>
YA-193SA	YA-212	YA-218B	YA-240
Square tube frame and stays	Alloy wire frame and stays	Alloy tube frame and stays	Lightweight alloy tubular
With clip		Foldable	With bandage hook design
	Adjustable brackets	Adjustable stays and brackets	Adjustable brackets
Fits: 24", 26", 27", 28"		Adjustable: 26" - 29"	
Max. load: 18 Kg			

REAR CARRIERS | ALUMINIUM

 <p>City / Commuter / Classic Road</p>	 <p>City / Commuter / Touring</p>		 <p>NEW</p> <p>PATENTED</p>	 <p>NEW</p>
YA-247A	YA-248B	YA-269	YA-269Q	YA-291G
Lightweight alloy			Carrier with side mounting system	Alloy
Longer extension gives more room		Carrier with integrated fender		Fender integrated light weight carrier
Extension can be placed on dropout / axle	Adjustable brackets	Fits: 24", 26", 27", 28"		No fender included
Max. load: 18 Kg	Max. load: 25 Kg		Max. load: 27 Kg	Max. load: 20 Kg

		 <div>NEW</div>		STEEL		
Cargo Bikes		Cargo Bikes		City / Commuter		
YA-312		YA-320		YS-11TDA		YS-23
Long tail alloy rear carrier		Universal baby seat rail		Stainless wire frame and stays		
Extended fixed platform				Foldable		
Fixing points can be customized		Extra large bag frame		Fits: 24", 26", 27"		Fits: 24", 26", 27", 28"
2X THULE yepp child seat, side plates available				Adjustable: 24" - 28"		
				Max. load: 18 Kg		
				 <div>For bikes with cantilever brakes</div>		
				City / Commuter		
				YS-41AEC		

















SEATPOST-MOUNTED CARRIERS | ALUMINIUM

		
YA-111Q	YA-149QB	YA-225
Aluminium quick-release		Aluminium
		With extrusion quick-release buckle system
Seatpost diameter range: 25.4mm - 35mm	Seatpost diameter range: 25.4mm - 33mm	
	Max. load: 10 Kg	












ACCESSORIES : FITTING SETS | CARRIERS

 Horizontal type F1	 Descending type F2	 Horizontal type F4	 F4C	 F6	 F9G	 F12
 F12BB	 F15B	 F17	 F17A	 F17B	 F17C	 F22

ACCESSORIES : STRAPS & ADD-ONS | CARRIERS

		
YI-3 Three-strip strap Steel wire hook with PVC coating	YI-4 Elastic strap with leather	YI-7A Elastic two-strip strap with leather

			
M84A Alloy gravel cage For fork or carrier side mounting Max. load: 5 Kg	M-41A Extension bracket Fitted on front / rear carrier stays (7.8mm-14mm) Default extension bracket tube size is 22mm	YC-1 Detachable bike clip clamp Standard size for plastic joints: 8mm	M182 Plastic Mounted on forks or frame tubes to allow installation of various accessories

CENTER-MOUNTED KICKSTANDS

3 TYPES OF KICKSTAND ADJUSTMENTS

Every process is made in-house using our own facilities and personnel so we can control the quality and schedule. You do not have to go to other factories to finish your product. This greatly enhances production efficiency.

1. CLIP-TYPE ADJUSTMENT SYSTEM

Fast and convenient adjustment with just a clip-type interface. No tools needed.



Look for this logo for kickstands with the clip adjustment.

2. PIN-TYPE ADJUSTMENT SYSTEM

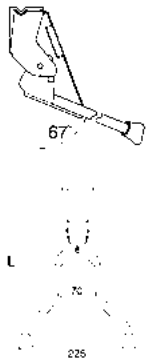
A simple pin system allows you to quickly adjust your kickstand. A proven problem-free mechanism.

3. FIXED SYSTEM

No adjustment possible. The fixed system is the simplest and most robust form of kickstand able to withstand rough use.

Heavy-duty construction ensures years of trouble-free and reliable service.

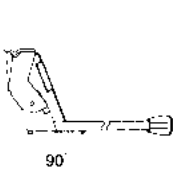
KICKSTANDS | CENTER-MOUNTED



E-Bikes/ City / Commuter / Touring

YCD-3

Steel mounting seat, steel tube stays



E-Bikes/ City / Commuter / Touring

YCD-3A

With big pads



City / Commuter

YCD-20

Fully diecasted alloy head and stays

NEW



Cargo bike / Heavy duty

YCD-5P

Steel double kickstand

Fits 3"width tire, suitable for heavy loads





Max. weight: 250 Kg

KICKSTANDS | CENTER-MOUNTED, ALUMINIUM

				
City / Commuter	City / Commuter	City / Commuter / Children		City / Commuter / Children
YCA-1	YCA-1A	YCA-5	YCA-5I	YCA-5A
		Light alloy		
		Fitted to chainstay neck		
Fits 20", 22", 24", 26", 27", 28"		Adjustable: 24" - 28"	Adjustable: 16" - 24"	Adjustable: 24" - 28"
				With big foot

			
City / Commuter	City / Commuter / Touring	City / Commuter / Children	City / Commuter / Children
YCA-5M	YCA-6A	YCA-7	YCA-8
	Light alloy	High-strength alloy	Light alloy
		Fitted to chainstay neck	
Fits 22", 24", 26", 27", 28"		Fits 20", 22", 24", 26", 27", 28"	

KICKSTANDS | CENTER-MOUNTED, ALUMINIUM

			
City / Commuter / Touring	E-Bikes / City / Commuter / MTB	City / Commuter	City / Commuter / Fat Bikes
YCA-9	YCA-13G	YCA-13JC	YCA-15
Alloy	ADC10 with plastic feet	Heavy-duty	Alloy
	New feet design for e-bike	Fitted to chainstay neck	
Adjustable: 20" - 24", 24" - 28", 26" - 29"		Adjustable: 24" - 29"	Adjustable: 24" - 28", 26" - 29"
	Max. weight: 30 Kg		

	
City / Commuter / Fat Bikes / Children	City / Commuter
YCA-15I	YCA-16
Alloy	Plastic head with alloy stays
	Fitted to chainstay neck
Adjustable: 16" - 20", 20" - 24"	





REAR-MOUNTED KICKSTANDS

KICKSTANDS | REAR-MOUNTED, ALUMINIUM



Children / BMX / Folding

YRA-3

Light alloy

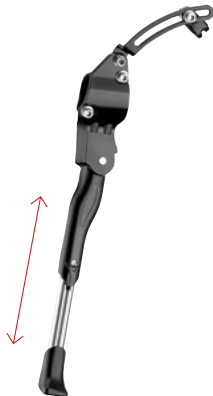
Fitted rear hub spindle

Fits 16", 20"

NEW

SPECIALLY DESIGNED ANGLE

The bracket can be retracted under the chainstays when it is kicked up and will not protrude, preventing your heels from being accidentally hit.




E-Bikes / City / Commuter

YRA-81

NEW

SPECIALLY DESIGNED ANGLE

The bracket can be retracted under the chainstays when it is kicked up and will not protrude, preventing your heels from being accidentally hit.



E-Bikes / City / Commuter / MTB

YRA-81BA

ADC10 with 6061 alloy

Big angle to fit various bikes with disc brakes

Adjustable: 24" - 29"

Max. weight: 25 Kg



City / Commuter / MTB

YRA-9A

Alloy

For square stays

Adjustable: 24" - 28"



For central motor type bikes

City / Commuter / MTB

YRA-18

Fits 24", 26", 27", 28"



City / Commuter / MTB

YRA-36AK

PATENTED



YRA-36AKN



Rubber pads

For round and square tubes

Adjustable bracket fits various angles between seat and chain stays

Brake arm clip fits ø16, ø20, ø22 tubes



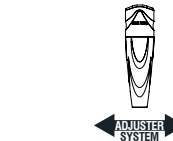
City / Commuter / MTB

YRA-36AH

PATENTED



YRA-36AHN






For bikes with disc brakes

For round tubes

Extra long bracket for disc brake bikes





KICKSTANDS | REAR-MOUNTED, ALUMINIUM

	 	  
Children	City / Commuter	City / Commuter
YRA-54L	YRA-60	YRA-60B
Alloy		
Adjustable: 14" - 18"	Fitted to chainstay with screws	
For small-wheeled bikes	Adjustable: 24" - 28", 26" - 29"	Quick adjusting mechanism
	2 sets plastic parts for oval tube: Fits 27mm x 15mm - 21mm ; Square tube: Fits 25mm x 15mm - 21mm	

Road		 For bikes with disc brakes 24" / 26" / 700C	
	YRA-65E		YRA-65H
	Full extrusion		Light alloy
	Adjustable fitting arm for seat stay		
	Fits on seat and chain stay with adjustable bracket		
Adjustable: 26" - 28"		Adjustable: 24" - 28"	

<i>City / Commuter / Children</i>		
	YRA-7CA	
	Steel, auto-lock	
	With lock and springs	
	Fits 24", 26", 27", 28"	






KICKSTANDS | CENTER-MOUNTED, STEEL



			
<i>BMX / Folding / Children</i>	<i>City / Commuter / MTB / Road</i>	<i>City / Commuter / MTB</i>	<i>City / Commuter / MTB</i>
YRS-10	YRS-17J	YRS-18	YRS-23
Steel		Steel tube	Steel
Fitted on hub spindle	Fitted on chainstay	Fitted to seat stay and chainstay	
Fits 16", 18", 20"	Adjustable: 24" - 28"	Adjustable: 24", 26", 27", 28"	

STEEL

KICKSTANDS | TOP PLATES



				
Y10B	Y17	Y4	Y3	Y1
	Alloy		Steel	

	
YCH-1A	YCH-1
Alloy	Steel



BOTTLECAGES & ADAPTERS



YAB-1

Light alloy



YAB-1A



YAB-3

Alloy



YAB-16



YAB-17



YAB-24C

Alloy

Fits PET, water bottles and others



PATENTED

YAB-25

Alloy plate

With laser-etched pattern

Weight: 38 grams



PATENTED

YAB-28

Alloy composite

Adjustable 3-position bottle shifting: right, central, left side bottle removal

Plastic pads to fit various bottle sizes



PATENTED

YAB-28A

BOTTLE CAGES & ADAPTERS



PATENTED

YAB-29

Alloy plate

With laser-etched pattern

Weight: 32 grams



YAB-31

Alloy



YAB-33

Alloy with composite adjustment system

Fits diameter: 54mm - 74mm bottles

4-point front fixing for secure bottle retention and easy removal



YAB-12A

Alloy

Fits standard beverage cans and PET bottles

Allows bottles to be taken out easily

Adjustable height, secure and quick neck fixing of PET bottles



PATENTED

YAB-34

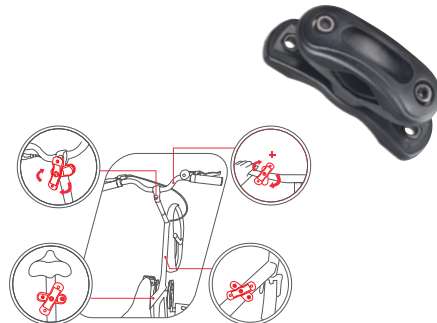
Composite

Weight: 37 grams



YSB-1

Light steel



PATENTED

M-38

Multi-function turning adapter

For 22mm - 36mm tubes

Fits on handlebars and bike frames and seat post, turns to 24 angles



PATENTED

M-25

Fixes on the frame's bottle cage holes

Allows re-position of bottle cage holes

Adjustment: 45mm up / 45mm down

Weight: 29 grams

WORKSHOP & STORAGE





WS-101A
Bike carrier adapter with telescopic extension up to 65mm
For Y-frame




WS-403
Mounted on seat and chain stays
Powder-coated
Color: Black, white




WS-403B
Easy to adjust angle via hooks to fit various bikes



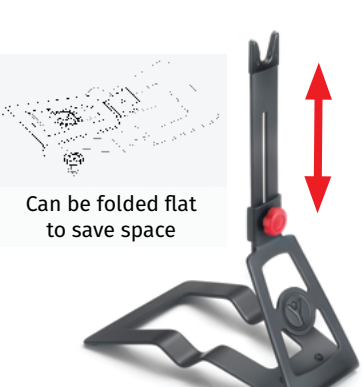
WS-403C
Maintenance stand with foldable base
PATENTED




WS-415D
Parking stand
Can be extended by connecting several units together




WS-416JC
Enhanced "L" shaped steel
Spring mechanism auto-slide and lock
For 20" to 29" bikes
PATENTED




WS-416JQ
Knockdown design
Spring mechanism auto-slide and lock
Small package, suited for online selling
Enhanced "L" shaped steel
For 20" to 29" bikes
PATENTED



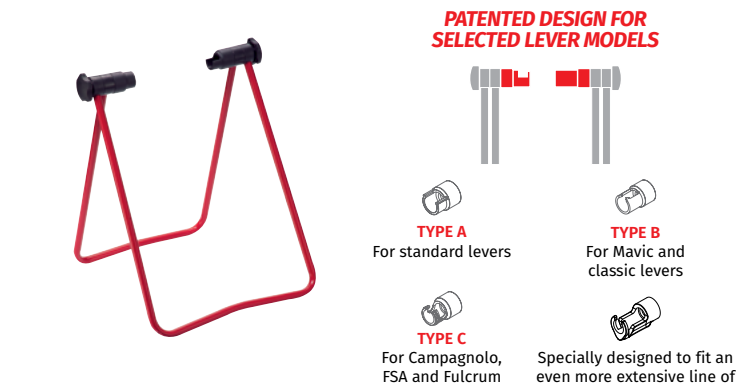
WS-420
Foldable parking stand
Roller with spring tension allows a smoother and easier
For 20" - 29" bicycles, 23mm - 3" tires
PATENTED




WS-421
Steel / alloy
For all bike, especially e-bikes
Adjustable arms
Fits 20" - 29" tires with 23C - 3"
Extended type is available
PATENTED




WS-405
Color: Black




WS-406D
Suitable for bicycles with wheel size under 29", patented design that allows easy fitting of skewer quick release levers, extra clamp length for easier derailleur adjustment
PATENTED DESIGN FOR SELECTED LEVER MODELS
TYPE A For standard levers
TYPE B For Mavic and classic levers
TYPE C For Campagnolo, FSA and Fulcrum levers
Specially designed to fit an even more extensive line of skewer quick-release lever types and thru-axles




WS-406C
Open design allows cleaning and maintenance of the cassette when installed




WS-412
Outstanding stability when installed
suitable for high-traffic areas




WS-427
Various bikes under 26" / Cargo bikes
NEW
Easy lift heavy-duty bike stand
Efficient lifting: Lifts rear wheel with minimal effort
Knockdown design: Easily disassembled for transport and storage
Universal compatibility: Fits various bicycle types under 26"
User-friendly: Supports bicycle without removing cargo








WS-501A
Wheel truing stand for all wheel sizes
Foldable, compact, portable and lightweight
With tire fixation

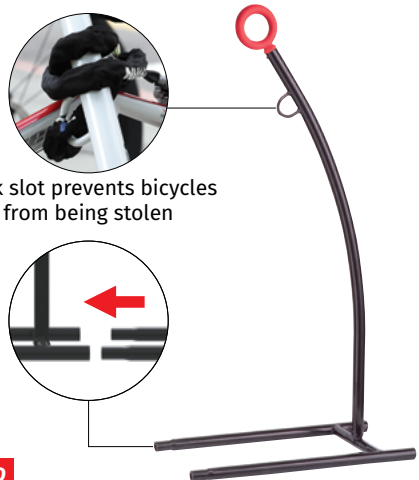



WS-911A
Foldable single bicycle hook
Wall-mounted
Item is foldable and packs to a compact 190 x 85 x 70mm



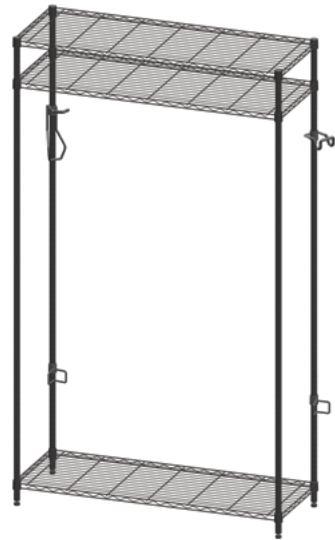
WS-918A
Foldable bicycle wall hanger
Roller with spring tension allows a smoother, easier and more stable bike wall mounting and retrieval
For 20" - 29" bicycles, 23mm - 3" tires
PATENTED

			 <p>Pin lets you align rim and disc perfectly</p>	 <p>Foldable PATENTED</p>
M80A	M81A	YSS-4	WS-502	WS-610W
Front fork holder 5mm, 12mm and 15mm thru-axle	Secures the stem and handlebar to a fixed position For bicycle parking and display purposes	Safety handle for children's bikes	Alloy wheel truing stand. Foldable and portable Fits all wheel sizes and width Up to 29" wheels and fat tires Adjustable caliper trues disc rotors and rims	Wall-mounted, compact design perfect for indoor and outdoor spaces

 <p>Lock slot prevents bicycles from being stolen</p>	 <p>Small packages, suited for online selling</p>	 <p>Detachable tube can be set high and / or low</p>
WS-610A	WS-612	
Multi-park module Unlimited number of attachments Excellent stability	Speedy parking stand with knockdown design Heavy duty, 25 kgs max. load Fits up to 29" or 12" - 20" bikes Hanger for helmets or clothes	

BICYCLE STANDS & DISPLAYS





PATENTED

WS-919BB-03-01

Size including display: (H) 210 x (W) 120 x (D) 45 cm



PATENTED

WS-919B-03-01

Size including display: (H) 210 x (W) 60 x (D) 45 cm



EASYFIT DESIGN

Easily remove or install hook without needing to disassemble or uninstall any part of the display.



NEW



PATENTED

NO DRILLING REQUIRED

Push bikes / Bikes with alloy rims

WS-919-05-01

Sidekick. Rim type bike hanger for shelf stand
Keep your rack intact, just add on
No need to remove shelf when installing
Patented design hanger allows hanging via front wheel on shelf
Height and angle adjustable
Fits 1" tubes
Max. load: 15 Kg



WS-919-03-01

Wave-shaped shelf bike hanger
Hangs bike via the front wheel
Best for push bikes and bikes with alloy rims



WS-919-01-01

Thru axle bike hanger
Patented design hangs bike via the front thru axle,
which is the optimal solution for carbon fiber bikes
and wheels





PATENTED

WS-607

Height: 1.9 meters - 3.5 meters
Easy installation in a few minutes
Adjustable hanger
Load weight limit: 72 Kg or around 4 bicycles



PATENTED

WS-607GA

Similar to the WS-607, except this is the self-standing type
Heavy-duty base for exceptional stability



WS-607WB

Wall-mounted
Load weight limit: 18 Kg



TRAINER & ACCESSORIES



Single quick-release lever
Allows the trainer to be set and released very quickly.



812B CORSO

Wire control system
Loading weight limit: 100 Kg



Compact and foldable
Folded Size: 430mm x 600mm x 150mm
The trainer can be stored vertically for a smaller footprint



















150mm







The axle bearing is set up in front of the back wheel
This is very close to the position of the crank, which means it prevents accidental touching during use.






Magnetic controlling box design
Covers the entire magnetic system to prevent objects from entering the system.

ACCESSORIES | REAR DERAILLEUR PROTECTORS

			
YDP-1	YDP-2	YDP-3	YDP-4
			
YDP-5C	YDP-6	YDP-7	YDP-8
			
YDP-8D	YDP-9	YDP-10A	YDP-17C
			
YDP-22	YDP-23	YAP-14	YAP-16

ACCESSORIES | ADAPTERS, BRAKE ARM CLIPS

					
A1	A2 Ø 15 steel	A3 Ø 22	A4 Ø 16	A5 Ø 25.4	A6 Ø 20

				
A10		A10A		
Plastic				
Extension clip for tube				
10mm	14mm			

ACCESSORIES | BASKET BRACKETS & SUPPORTS

				
YB-1	YB-3	YB-4	YB-4J	YFK0102
Brackets for front basket. Steel, stainless or alloy				Basket supporters. Steel, stainless or alloy
				Size: 20", 24", 26", 28"
			Adjustable	



Y U E N I

YUEN I INDUSTRIAL CO., LTD.
元 毅 工 業 股 份 有 限 公 司

Head Office: No. 16, Fu Kung Road, Fu Hsing Hsiang,
Changhua, Taiwan, R.O.C. 50662

彰化縣福興鄉福工路16號

Tel: 886 4 7697615-7 / 7692685 / 7699033
Fax: 886 4 7694315 / 7698571

E-mail: service@yueni.com.tw



URL: www.YUENI.com.tw

BICYCLE CARRIERS
KICKSTANDS
BOTTLE CAGES & ADAPTERS
WORKSHOP STANDS & TOOLS
BIKE STANDS & STORAGES
INDOOR TRAINER
ACCESSORIES