





CONTENTS

- NEW PRODUCTS NEW** 5
- E-BIKE KICKSTANDS** 6
- TAIL LIGHT INTEGRATED CARRIERS** 7
- REAR CARRIER** 7
- FRONT CARRIER** 7
- ACCESSORIES, STORAGE & BICYCLE STAND** 8

- CARGO E-BIKES** 10
- KICKSTAND & FRONT CARRIER** 10
- MODULAR REAR CARRIER** 11

- E-BIKE SPECIFIC** 14
- CARRIERS** 15
- KICKSTANDS** 17

- FOR VARIOUS BICYCLES TYPES** 19

- CARRIERS**
- FRONT CARRIERS 20
- REAR CARRIERS 22
- SEATPOST-MOUNTED CARRIERS 28
- CARRIER ACCESSORIES 28

- KICKSTANDS**
- CENTER-MOUNTED 30
- REAR-MOUNTED 34
- KICKSTAND TOP PLATES 37

- BOTTLE CAGES & ADAPTERS** 38
- WORKSHOP & STORAGE** 41
- BICYCLE STANDS & DISPLAYS** 45
- TRAINER & ACCESSORIES** 49



DESIGNING & MANUFACTURING PRODUCTS THAT MAKE CYCLING SAFE, FUNCTIONAL & FUN.

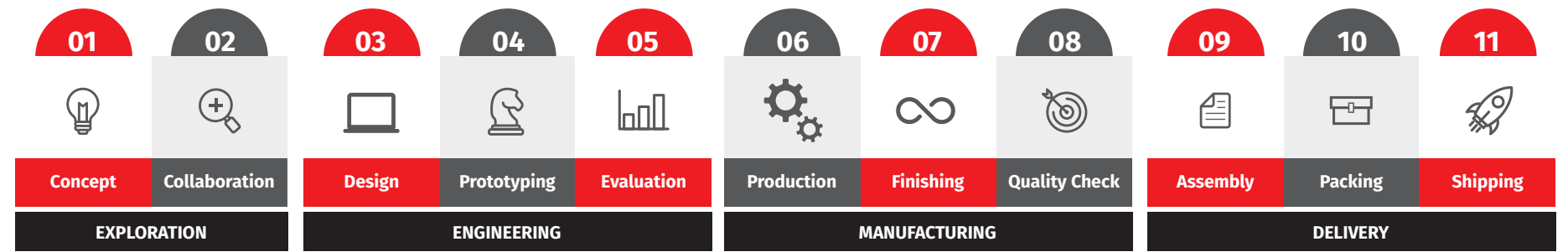
YUEN I has been specializing in the design and manufacture of high-quality bicycle kickstands, carriers, work stands and assorted accessories since 1981. With our wide range of products, we devote ourselves in fulfilling a diversity of customer requests. Keeping abreast of the latest technical know-how and product development allows us to satisfy the demands of customers worldwide. This is why we have a high reputation in both the OEM/ODM and AM markets.

To follow our philosophy of "Integrity in Business", we will continue to provide products with superb quality, enabling a stable and continuous growth.

YUEN-I is a firm believer in standing reliably behind its customers.


EXPERIENCE THE YUEN-I ADVANTAGE: Manufacturing solutions from start to finish

We offer a complete array of products and manufacturing services unmatched by most other factories in the industry.




Every process is made in-house using our own facilities and personnel so we can control the quality and schedule.

You do not have to go to other factories to finish your product. This greatly enhances production efficiency.



TECHNICAL EXPERTISE



CUSTOMIZE ACCORDING TO YOUR NEEDS

We put a lot of emphasis and focus on product development and design, as well as in OEM/ODM. We work together with customers in product creation, engineering and solutions to make sure our customers stay ahead of the market and the competition.


In recent years, Yuen-I has substantially invested in advanced machineries and technology for expanding the production capacity and manufacturing diversification in order to satisfy and adapt quickly to ever-changing market trends.

So if you have a particular product or project in mind, why not contact us and we can discuss how to bring your products into reality, quickly and in the most efficient, cost-effective and proper way possible.



^
New aluminum heat-treatment facility gives us the ability to do this crucial process in-house or the strictest quality control and monitoring. All of our technicians who operate these machines are highly-skilled, experienced and trained. So the products come out as expected.

>
Our new sand-blasting machine, a giant piece of equipment that allows us to do all of our product finishing in-house. This allows us to keep a close eye on the process itself as well as the quality and integrity of every product that leaves our factory.



NEW PRODUCTS

E-BIKE KICKSTANDS

TAIL LIGHT INTEGRATED
CARRIERS & REAR CARRIERS

ACCESSORIES, STORAGE & BIKE STANDS

CARGO E-BIKES CARRIER & KICKSTANDS

NEW PRODUCTS | E-BIKE KICKSTANDS



NEW
PATENTED
DIRECT MOUNT
18^{MM}
NO TOOLS NEEDED

For central motor type bikes

Heavy-duty E-Bikes

YRA-50G

ADC10 with plastic feet

Diameter: 18mm

Adjustable: 24"-29"

Max. weight: 30 Kg



NEW
PATENTED
DIRECT MOUNT
40^{MM}
NO TOOLS NEEDED

For central motor type bikes

Heavy-duty E-Bikes

YRA-72G

ADC10 with plastic feet

Diameter: 40mm

Adjustable: 24"-29"

Max. weight: 30 Kg



NEW
PATENTED
DIRECT MOUNT
18^{MM}
NO TOOLS NEEDED

E-Bikes / City / Commuter

YRA-76J (JD)


6061 alloy, anodized or ED black

Diameter: 18mm

Adjustable: 26"-29"

Max. weight: 50 Kg (Heavy loading)

Chain stay sloping available



NEW
PATENTED
DIRECT MOUNT
40^{MM}
NO TOOLS NEEDED

E-Bikes / City / Commuter

YRA-77J (JD) **NEW**

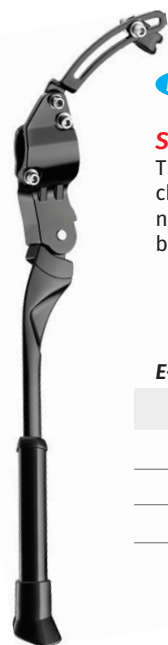
6061 alloy, anodized or ED black

Diameter: 40mm

Adjustable: 26"-29"

Max. weight: 50 Kg (Heavy loading)

Chain stay sloping available



NEW
SPECIALLY DESIGNED ANGLE
The bracket can be retracted under the chainstays when it is kicked up and will not protrude, preventing your heels from being accidentally hit.

E-Bikes / City / Commuter / MTB

YRA-81BA

ADC10 with plastic feet

Adjustable: 24"-29"

Max. weight: 18 Kg



NEW
PATENTED
DIRECT MOUNT
40^{MM}
NO TOOLS NEEDED

E-Bikes / City / Commuter / MTB

YCA-13G

ADC10 with plastic feet

New feet design for e-bike

Adjustable: 24" - 29"

Max. weight: 30 Kg

NEW PRODUCTS | TAIL LIGHT INTEGRATED CARRIERS



NEW

For more info:
www.lite-move.com
E-Bikes / City / Commuter

YA-291A

With light integrated (Litmove TA-KS tail lights)



NEW

E-Bikes / City / Commuter



NEW

For more info:
www.lite-move.com
E-Bikes / City / Commuter

YA-291E

With light integrated (Litmove TX3 tail lights)

Integrated type carrier design to combine with alloy fender

With light integrated (Dosun tail lights RX)

Compatible with SNAP-IT / AVS QR SYSTEM

Max. load: 20 Kg

Recommend: Double wall fender (not included)



NEW

YA-291G

Integrated type carrier design to combine with alloy fender

Fender not included

Max. load: 20 Kg



NEW

E-Bikes / City / Commuter

YA-278D

With light integrated (Roxim tail lights R7EA)

Compatible with SNAP-IT / AVS QR SYSTEM

Recommend: Double wall fender (not included)

REAR CARRIER



NEW

PATENTED

Gravel / City / Commuter

YA-269Q

Carrier with side mounting system

Max. load: 27 Kg

FRONT CARRIER



NEW

Gravel/City

YFA-87A

Alloy handlebar carrier

Fits 31.8mm handlebar

Max. load: 5 Kg

NEW



M84A

Alloy gravel cage
For fork or carrier side mounting
Max. load: 5 Kg

NEW



M182

Plastic
Mounted on forks or frame tubes to allow installation of various accessories

NEW



A10

Plastic
10mm

NEW



A10A

Plastic
Extension clip for tube
14mm

NEW



Various bikes under 26" / Cargo bikes

WS-427

Easylift heavy-duty bike stand
Efficient lifting: Lifts rear wheel with minimal effort
Knockdown design: Easily disassembled for transport and storage
Universal compatibility: Fits various bicycle types under 26"
User-friendly: Supports bicycle without removing cargo

NEW



PATENTED

WS-421

Steel / alloy
For all bike, especially e-bikes
Adjustable arms
Fits 20" - 29" tires with 23C - 3"
Extended type is available
Single arm design provide invisible support for bikes

Foldable
For compact storage

Folds flat

NEW



EASYFIT DESIGN

Easily remove or install hook without needing to disassemble any of the shelves.



PATENTED

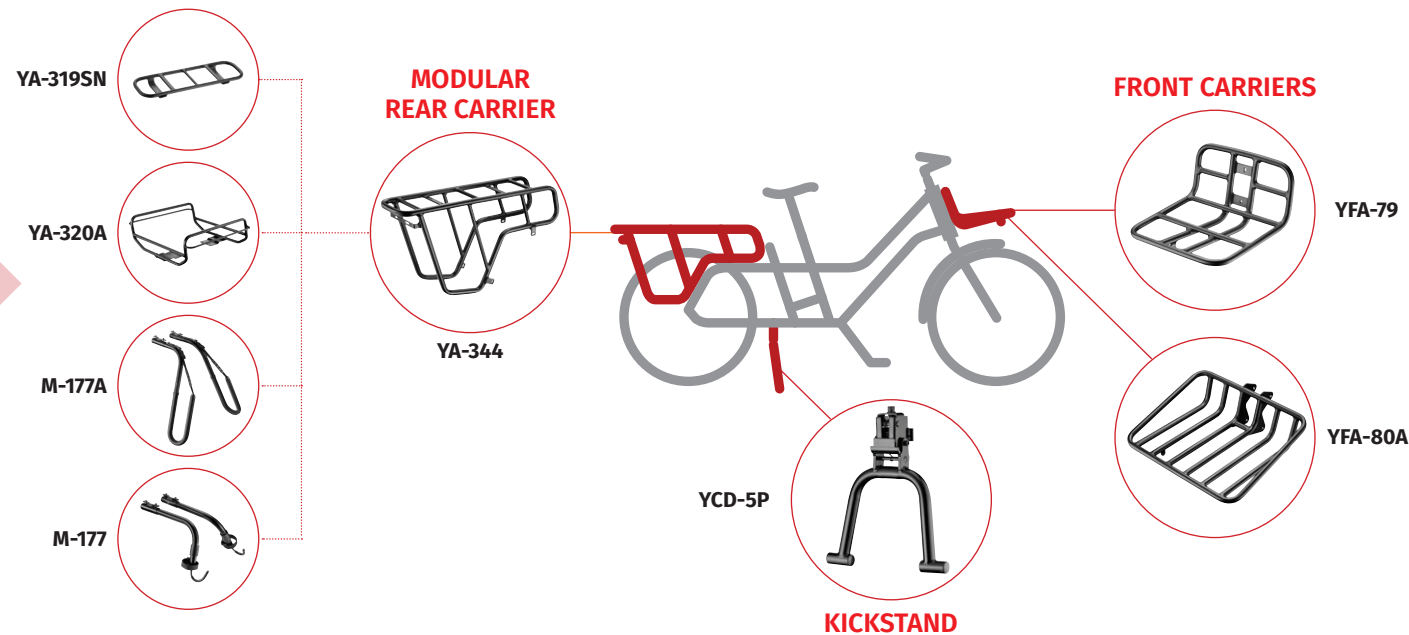
NO DRILLING REQUIRED
Push bikes / Bikes with alloy rims

WS-919-05-01

Sidekick. Rim type bike hanger for shelf stand
Keep your rack intact, just add on
No need to remove shelf when installing
Patented design hanger allows hanging via front wheel on shelf
Height and angle adjustable. Fits 1" tubes, 15 kgs max. load



COMPLETE PARTS SOLUTION FOR YOUR CARGO E-BIKES: FRONT CARRIERS, REAR CARRIERS AND KICKSTANDS.



KICKSTAND

FRONT CARRIERS



NEW
Cargo Bikes / Heavy Duty
YCD-5P
Steel double kickstand
Fits 3"width tire, suitable for heavy loads
Max. weight: 250 Kg



NEW
Cargo Bikes
YFA-79
Frame mounted front carrier
Alloy tube with rigid design
Head tube fix design
Light bracket included
Fixing points can be customized
Size: 290mm x 310mm, Max. load: 10 Kg



NEW
Cargo Bikes
YFA-80A
Top tube and down tube fix design
Light bracket included
Fixing points can be customized
Size: 360mm x 460mm, Max. load: 15 Kg



NEW
Cargo Bikes
YA-344
Long tail rear carrier
Alloy tube
Extended fix plate form
2X THULE yepp child seat, side plates available
Fixing points can be customized



NEW
Cargo Bikes
YA-319SN
Long tail rear carrier
Alloy tube
Extended plate form for quick release (QR) . Compatible with: Racktime Snapit 2.0 system adapter and AtranVeloSystem
Bolt fix with carrier



NEW
Cargo Bikes
YA-320M
Universal baby seat rail + bag M194
Extra large bag frame
YA-320A
Universal baby seat rail only, no bag M194



NEW
Cargo Bikes
M177
Pushbike holder



NEW
Cargo Bikes
M177A
Surfboard holder
Carrier utility system
Foldable design
Max. load: 10 Kg



NEW
M194
Extra large bag for YA-320M universal baby seat rail
600D polyester / PVC anti-slip leather, water-resistant
Size (L / W / H): 57 x 28.5 x 34 cm
Capacity: 46000 ml
Weight: 1200 grams

CARGO E-BIKE | MODULAR REAR CARRIER

PATENTED

Introducing our **CARGO E-BIKE MODULAR REAR CARRIER.**

Customize and add functionality to your **YA-344** rear carrier with a variety of extensions quickly and conveniently.

1. Start with the **REAR CARRIER.**



YA-344

Extended fix plate form with fixing points.

2. Add **EXTENSIONS AND ACCESSORIES.**

3. Mix and match depending on your needs.

Learn how easy it is to add different extensions to the base rear carrier and maximize the utility of your cargo e-bike.

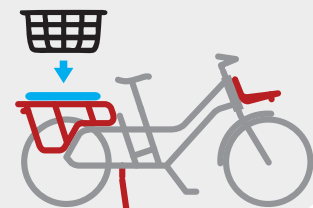
Scan to watch a short video:



www.yueni.com.tw/video

USER PROFILE

The Shopper



QR system



ACCESSORY:

QR SYSTEM

- Racktime Snapit 2.0
- AtranVeloSystem

EXTENSION:

YA-319SN

Extended platform for quick release.

REAR CARRIER:

YA-344



USER PROFILE

Young Child



EXTENSION:

YA-320A

Universal baby seat rail. Can also be adapted to carry cargo with the addition of a cargo bag.

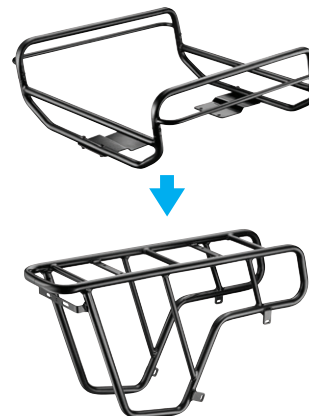
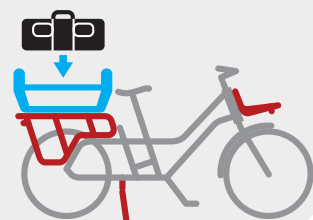
REAR CARRIER:

YA-344



USER PROFILE

Cargo Handler



ACCESSORY:

M194

600D polyester / PVC extra large bag for YA320A

EXTENSION:

YA-320A

Universal baby seat rail can also be adapted to carry cargo with the addition of a cargo bag.

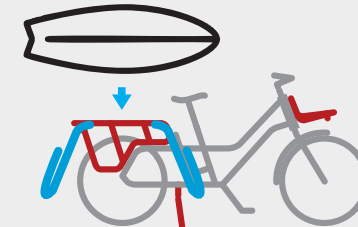
REAR CARRIER:

YA-344



USER PROFILE

The Surfer



EXTENSION:

M-177A

Surfboard hooks, with nylon straps and rubber scuff protectors.


REAR CARRIER:

YA-344



USER PROFILE

The Pushbiker



EXTENSION:

M-177

Pushbike hooks, with nylon straps.





E-BIKE CARRIERS & KICKSTANDS



E-Bikes / City / Commuter

YA-251B

Alloy tube frame and stays
Fender can be fixed on carrier

Max. load: 18 Kg



CUSTOMIZED CARRIER:
For reference / information purpose only
Full-suspension e-bikes

YA-255

Aluminum carrier
Snap-it, AVS quick-release system available

4-POINTS FIXED
Max. load: 20 Kg



Lightweight design
Made for use with panniers
E-Bikes / Gravel

YA-267A

Carrier integrated with double-wall alloy fender

Max. load: 18 Kg



Compatible with AVS quick-release system
E-Bikes / City / Commuter

YA-269B

Carrier integrated with alloy fender

Max. load: 25 Kg



E-Bikes / City / Commuter

YA-269C

Alloy tube frame and stays
Fits Thule Yepp baby seats

Fits: 24", 26", 27", 28"

Max. load: 30 Kg



PATENTED

E-Bikes / City / Commuter / Children

YA-269CA + YRD-7CD

Rear carrier: YA-269CA
Aluminum carrier with kickstand

Kickstand: YRD-7CD
Steel, Auto lock
With lock and springs

Fits 20", 24", 27"

E-BIKES | CARRIERS



CUSTOMIZED CARRIER:
For reference / information
purpose only

YA-275
Aluminum carrier
Fender can be fixed on carrier
3-POINTS FIXED
Max. load: 18 Kg



E-Bikes / City / Commuter

YA-277
Aluminum tube frame and stays
Fits Thule Yepp baby seats
Heavy duty, max. load: 30 Kg



E-Bikes / Gravel

Lightweight design
Specifically made for use with panniers

YA-278A
Carrier integrated with double-wall alloy fender
Max. load: 20 Kg



E-Bikes for Shimano Steps

YA-244C
Extra strong and durable
With clip
Max. load: 25 Kg

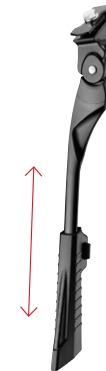


E-Bikes for Shimano Steps

YA-246A
Alloy tubular
With side frame with pannier
Adjustable: 26" - 29"
Max. load: 25 Kg

E-BIKES | KICKSTANDS


NEW



E-Bikes / City / Commuter / MTB

YCA-13G
ADC10 with plastic feet
New feet design for e-bike
Adjustable: 24" - 29"
Max. weight: 30 Kg

Locks using a single screw.
Locking teeth ensures a
secure, no-slip lock.



SECURE LOCK DESIGN

E-Bikes / City / Commuter

YCA-13JC
Heavy-duty
Adjustable, 24" - 29"
Max. weight: 35 Kg



Made for use with panniers
E-Bikes / Gravel

YA-280A
Aluminum with integrated double wall fender
Fits 24", 26", 27", 28"
Max. load: 18 Kg



Made for use with panniers
E-Bikes / Gravel


YA-280B
Aluminum carrier
SNAP-IT QR SYSTEM
Fits 24", 26", 27", 28"
Max. load: 18 Kg

NEW



For more info:
www.lite-move.com
E-Bikes / City / Commuter

YA-291A
Aluminum carrier
With light integrated (Litemove TA-KS tail lights)
Compatible with SNAP-IT QR SYSTEM
Max. load: 20 Kg



PATENTED
E-Bikes / City / Commuter

YCA-14
High-strength forged alloy
Fitted to chainstay neck
Adjustable, fits onto 29" bikes
Max. weight: 50 Kg



E-Bikes / City / Commuter

YCA-18
Alloy central kickstand
Fits 20", 24", 26", 27", 28", 29"

DIRECT MOUNT
18MM

For central motor
type bikes

E-Bikes / City / Commuter

YRA-50A
Bolt-on type, alloy
Diameter: 18mm. Fits on chainstay / dropout
Fits 24", 26", 27", 28"
Max. weight: 30 Kg

PATENTED

DIRECT MOUNT
18MM



For central motor
type bikes

Heavy-Duty E-Bikes

YRA-50D
Bolt-on type, alloy
Diameter: 18mm. Fits on chainstay / dropout
Adjustable: 24" - 29"
Max. weight: 35 Kg

NEW

PATENTED

DIRECT MOUNT
18MM



For central motor
type bikes

Heavy-duty E-Bikes

YRA-50G
ADC10 with plastic feet
Diameter: 18mm
Adjustable: 24" - 29"
Max. weight: 30 Kg

NEW

PATENTED

DIRECT MOUNT
40MM



For central motor type bikes
Heavy-duty E-Bikes



YRA-72G

ADC10 with plastic feet

Diameter: 40mm

Adjustable: 24"-29"

Max. weight: 30 Kg

For central motor type bikes

DIRECT MOUNT
40MM

Suitable for S-pedelecs
For central motor type bikes
E-Bikes



YRA-69

Forged body, bolt-on type

Diameter: 40mm

Adjustable: 24" - 28", 26" - 29"

Big angle design provide more stability

DIRECT MOUNT
40MM

E-Bikes / City / Commuter



YRA-72A

Bolt-on type, alloy

Diameter: 40mm. Fits on chainstay / dropout

Fits 24", 26", 27", 28"

Max. weight: 30 Kg

DIRECT MOUNT
40MM

E-Bikes / City / Commuter



YRA-72B

Bolt-on type, alloy

Diameter: 40mm. Fits on chainstay / dropout

Adjustable: 24" - 29"

Max. weight: 35 Kg

NEW

PATENTED

DIRECT MOUNT
18MM



E-Bikes / City / Commuter



YRA-76J (JD)

6061 alloy, can be anodized

Diameter: 18mm

Adjustable length

Max. weight: 50 kgs (Heavy loading)

NEW

PATENTED

DIRECT MOUNT
40MM



E-Bikes / City / Commuter



YRA-77J (JD)

6061 alloy, can be anodized

Diameter: 40mm

Max. weight: 50 Kg (Heavy loading)

NEW

SPECIALY DESIGNED ANGLE

The bracket can be retracted under the chainstays when it is kicked up and will not protrude, preventing your heels from being accidentally hit.



E-Bikes / City / Commuter / MTB

YRA-81

ADC10 with 6061 alloy

Big angle to fit various bikes with disc brakes

Max. weight: 18 Kg

NEW

SPECIALY DESIGNED ANGLE

The bracket can be retracted under the chainstays when it is kicked up and will not protrude, preventing your heels from being accidentally hit.



E-Bikes / City / Commuter / MTB

YRA-81BA

ADC10 with 6061 alloy

Big angle to fit various bikes with disc brakes

Max. weight: 25 Kg

FOR VARIOUS BICYCLE TYPES



FRONT CARRIERS

FRONT CARRIERS | ALUMINIUM



Touring

YFA-14BA

Low pannier rack

V-brake pivot on suspension

Front fork fitting, adjustable u-clamp

Max. load: 18 Kg



City / Commuter Sports

YFA-16B

Alloy tube frame and wire stays

Longer extensions for more room

Extensions can be placed on dropout / axle

Can be used for briefcases and bags

Max. load: 10 Kg



City / Commuter Sports

YFA-17A

Longer extensions for more room

Extensions can be placed on dropout / axle

Can be used for briefcases and bags

Max. load: 10 Kg



NEW

Gravel/City

YFA-87A

Alloy

Fits 31.8mm handlebar

Handlebar carrier

Max. load: 5 Kg



Cargo Bikes

YFA-79


Alloy tube with rigid design

Head tube fix design

Light bracket included

Fixing points can be customized

Size: 290mm x 310mm, Max. load: 10 Kg



YFA-80

Alloy tube with rigid design

Top tube and down tube fixed design

Light bracket included

Fixing points can be customized

Size: 360mm x 460mm, Max. load: 15 Kg



YFA-36A

Low rider pannier rack

Rigid fork fitting

Max. load: 18 Kg



YFA-54B

Alloy front basket carrier

With wood plate and support extensions

Max. load: 10 Kg



YFS-21EA

Steel wire frame and stays

Fits: 24", 26", 27", 28"

Fitted on fork pivots

Max. load: 10 Kg

STEEL

REAR CARRIERS

REAR CARRIERS | ALUMINIUM



City / Commuter

YA-7B

Alloy DIECAST (ADC10) frame and steel wire stays

With clip, foldable

Max. load: 18 Kg



City / Commuter

YA-16E

Adjustable brackets

Fits: 24", 26", 27", 28"



City / Commuter / Touring

YA-17JAC

Alloy wire frame and stays

Adjustable brackets

Adjustable: 24" - 28"



City / Commuter / Children

YA-32LDA

Alloy tube frame and stays

With clip

Fits: 24", 26", 27", 28"



City / Commuter / Touring

YA-66D

Alloy wire frame and stays

With clip

Adjustable brackets



City / Commuter

YA-73SEJA

Square tube frame and stays

With clip, foldable



City / Commuter / Touring

YA-91J

Alloy tube frame and stays

With clip

Adjustable stays and brackets

Adjustable: 24" - 28"

Max. load: 25 Kg







City / Commuter

YA-157A


Max. load: 18 Kg



REAR CARRIERS | ALUMINIUM

			
<i>For bikes with disc brakes</i> City / Commuter	Touring	City / Commuter	Touring
YA-157CAJ	YA-161JD	YA-162A	YA-169B
Alloy tube frame and stays			
	With reflector bracket	With clip and reflector bracket	
Adjustable brackets	Adjustable stays and brackets		Adjustable brackets
Fits: 26", 27", 28"	Adjustable: 24" - 28"	Fits: 20 - 22", 24" - 28"	Adjustable: 24" - 28"
Max. load: 18 Kg	Max. load: 25 Kg	Max. load: 18 Kg	Max. load: 25 Kg

			
City / Commuter	City / Commuter	City / Commuter	City / Commuter
YA-193SA	YA-212	YA-218B	YA-240
Square tube frame and stays	Alloy wire frame and stays	Alloy tube frame and stays	Lightweight alloy tubular
With clip		Foldable	With bandage hook design
	Adjustable brackets	Adjustable stays and brackets	Adjustable brackets
		Adjustable: 26" - 29"	
		Max. load: 18 Kg	

REAR CARRIERS | ALUMINIUM

			
City / Commuter / Classic Road	City / Commuter / Touring		NEW
YA-247A	YA-248B	YA-269	YA-269Q
Lightweight alloy		Carrier with integrated fender	Carrier with side mounting system
Longer extension gives more room	Adjustable brackets		
Extension can be placed on dropout / axle		Fits: 24", 26", 27", 28"	
Max. load: 18 Kg		Max. load: 25 Kg	Max. load: 27 Kg

		STEEL		
Cargo Bikes	Cargo Bikes	City / Commuter		City / Commuter
YA-312	YA-320	YS-11TDA	YS-23	YS-41AEC
Long tail alloy rear carrier	Universal baby seat rail		Stainless wire frame and stays	
Extended fixed platform		Foldable		
Fixing points can be customized	Extra large bag frame	Fits: 24", 26", 27"		Fits: 24", 26", 27", 28"
2X THULE yepp child seat, side plates available			Adjustable: 24" - 28"	
			Max. load: 18 Kg	

SEATPOST-MOUNTED CARRIERS

SEATPOST-MOUNTED CARRIERS | ALUMINIUM



YA-111Q

Aluminium quick-release

Seatpost diameter range: 25.4mm - 35mm



YA-149QB

Max. load: 10 Kg



YA21809A adapter plate add-on for installation of QR bag, basket, etc.

YA-225

Aluminium

With extrusion quick-release buckle system

Seatpost diameter range: 25.4mm - 33mm



WWW.YUENI.COM.TW



CARRIER ACCESSORIES

ACCESSORIES : STRAPS & ADD-ONS | CARRIERS



YI-3

Three-strip strap
Steel wire hook with PVC coating



YI-4

Elastic strap with leather



YI-7A

Elastic two-strip strap with leather

ACCESSORIES : FITTING SETS | CARRIERS



Horizontal type
F1



Descending type
F2



Horizontal type
F4



F4C



F6



F9G



F12



F12BB



F15B



F17



F17A



F17B



F17C



F22

NEW



M84A

Alloy gravel cage
For fork or carrier side mounting
Max. load: 5 Kg



M-41A

Extension bracket
Fitted on front / rear carrier stays (7.8mm-14mm)
Default extension bracket tube size is 22mm



YC-1

Detachable bike clip clamp
Standard size for plastic joints: 8mm

NEW



M182

Plastic
Mounted on forks or frame tubes to allow installation of various accessories

CENTER-MOUNTED KICKSTANDS



3 TYPES OF KICKSTAND ADJUSTMENTS

Every process is made in-house using our own facilities and personnel so we can control the quality and schedule. You do not have to go to other factories to finish your product. This greatly enhances production efficiency.

1. CLIP-TYPE ADJUSTMENT SYSTEM

Fast and convenient adjustment with just a clip-type interface. No tools needed.



Look for this logo for kickstands with the clip adjustment.

2. PIN-TYPE ADJUSTMENT SYSTEM

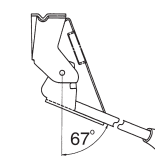
A simple pin system allows you to quickly adjust your kickstand. A proven problem-free mechanism.

3. FIXED SYSTEM

No adjustment possible. The fixed system is the simplest and most robust form of kickstand able to withstand rough use.

Heavy-duty construction ensures years of trouble-free and reliable service.

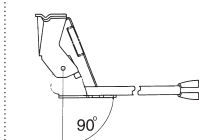
KICKSTANDS | CENTER-MOUNTED



E-Bikes/ City / Commuter / Touring

YCD-3

Steel mounting seat, steel tube stays



E-Bikes/ City / Commuter / Touring

YCD-3A

With big pads



City / Commuter

YCD-20

Fully diecasted alloy head and stays

NEW



Cargo bike / Heavy duty

YCD-5P

Steel double kickstand

Fits 3" width tire, suitable for heavy loads





Max. weight: 250 Kg

KICKSTANDS | CENTER-MOUNTED, ALUMINIUM

				
City / Commuter	City / Commuter	City / Commuter / Children		City / Commuter / Children
YCA-1	YCA-1A	YCA-5	YCA-5I	YCA-5A
		Light alloy		
		Fitted to chainstay neck		
Fits 20", 22", 24", 26", 27", 28"		Adjustable: 24" - 28"	Adjustable: 16" - 24"	Adjustable: 24" - 28" With big foot

			
City / Commuter	City / Commuter / Touring	City / Commuter / Children	City / Commuter / Children
YCA-5M	YCA-6A	YCA-7	YCA-8
	Light alloy	High-strength alloy	Light alloy
		Fitted to chainstay neck	
Fits 22", 24", 26", 27", 28"		Fits 20", 22", 24", 26", 27", 28"	

KICKSTANDS | CENTER-MOUNTED, ALUMINIUM

			
City / Commuter / Touring	E-Bikes / City / Commuter / MTB	City / Commuter	City / Commuter / Fat Bikes
YCA-9	YCA-13G	YCA-13JC	YCA-15
Alloy	ADC10 with plastic feet New feet design for e-bike	Heavy-duty	Alloy
Adjustable: 20" - 24", 24" - 28", 26" - 29"	Max. weight: 30 Kg	Fitted to chainstay neck	Adjustable: 24" - 28", 26" - 29"

	
City / Commuter / Fat Bikes / Children	City / Commuter
YCA-15I	YCA-16
Alloy	Plastic head with alloy stays
Fitted to chainstay neck	
Adjustable: 16" - 20", 20" - 24"	



REAR-MOUNTED KICKSTANDS

KICKSTANDS | REAR-MOUNTED, ALUMINIUM

Children / BMX / Folding



YRA-3

Light alloy

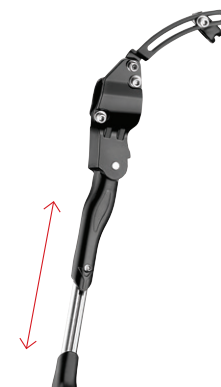
Fitted rear hub spindle

Fits 16", 20"

NEW

SPECIALLY DESIGNED ANGLE

The bracket can be retracted under the chainstays when it is kicked up and will not protrude, preventing your heels from being accidentally hit.



YRA-81

E-Bikes / City / Commuter

NEW

SPECIALLY DESIGNED ANGLE

The bracket can be retracted under the chainstays when it is kicked up and will not protrude, preventing your heels from being accidentally hit.



YRA-81BA

E-Bikes / City / Commuter / MTB

ADC10 with 6061 alloy

Big angle to fit various bikes with disc brakes

Adjustable: 24" - 29"

Max. weight: 25 Kg



City / Commuter / MTB

YRA-9A

Alloy

For square stays

Adjustable: 24" - 28"




City / Commuter / MTB

YRA-18

For central motor type bikes

Fits 24", 26", 27", 28"



City / Commuter / MTB

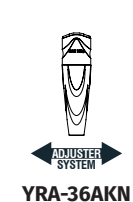
YRA-36AK

PATENTED

Rubber pads

For round and square tubes

Brake arm clip fits $\varnothing 16$, $\varnothing 20$, $\varnothing 22$ tubes




YRA-36AKN

YRA-36AKN

Alloy with rubber pad

Adjustable: 26" - 28"



City / Commuter / MTB

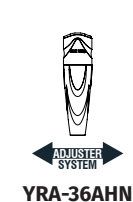
YRA-36AH

PATENTED

For bikes with disc brakes

For round tubes

Extra long bracket for disc brake bikes





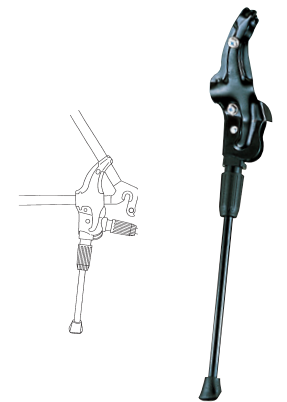

YRA-36AHN



YRA-36AHN

KICKSTANDS | REAR-MOUNTED, ALUMINIUM

		
<p>Children</p> <p>YRA-54L</p> <p>Alloy</p>	<p>City / Commuter</p> <p>YRA-60</p>	<p>City / Commuter</p> <p>YRA-60B</p>
<p>Adjustable: 14" - 18"</p> <p>For small-wheeled bikes</p>	<p>Fitted to chainstay with screws</p> <p>Adjustable: 24" - 28", 26" - 29"</p>	<p>Quick adjusting mechanism</p>
	<p>2 sets plastic parts for oval tube: Fits 27mm x 15mm - 21mm ; Square tube: Fits 25mm x 15mm - 21mm</p>	

KICKSTANDS | REAR-MOUNTED, STEEL






			
<p>BMX / Folding / Children</p> <p>YRS-10</p>	<p>City / Commuter / MTB / Road</p> <p>YRS-17J</p>	<p>City / Commuter / MTB</p> <p>YRS-18</p>	<p>City / Commuter / MTB</p> <p>YRS-23</p>
<p>Fitted on hub spindle</p> <p>Fits 16", 18", 20"</p>	<p>Steel</p> <p>Fitted on chainstay</p> <p>Adjustable: 24" - 28"</p>	<p>Steel tube</p>	<p>Steel</p> <p>Fitted to seat stay and chainstay</p>
	<p>Adjustable: 24", 26", 27", 28"</p>		

	
<p>Road</p> <p>YRA-65E</p> <p>Full extrusion</p>	<p>For bikes with disc brakes</p> <p>24" / 26" / 700C</p> <p>YRA-65H</p> <p>Light alloy</p>
<p>Adjustable: 26" - 28"</p>	<p>Adjustable fitting arm for seat stay</p> <p>Fits on seat and chain stay with adjustable bracket</p> <p>Adjustable: 24" - 28"</p>


<p>STEEL</p> <p>YRA-7CA</p> <p>Steel, auto-lock</p> <p>With lock and springs</p>
<p>City / Commuter / Children</p> <p>Fits 24", 26", 27", 28"</p>

KICKSTANDS | TOP PLATES



				
<p>Y10B</p>	<p>Y17</p> <p>Alloy</p>	<p>Y4</p>	<p>Y3</p>	<p>Y1</p> <p>Steel</p>
				
<p>YCH-1A</p> <p>Alloy</p>		<p>YCH-1</p> <p>Steel</p>		

BOTTLE CAGES & ADAPTERS



BOTTLECAGES & ADAPTERS



YAB-1

Light alloy



YAB-1A



YAB-3

Alloy



YAB-16



YAB-17



YAB-24C

Alloy

Fits PET, water bottles and others



PATENTED

YAB-25

Alloy plate

With laser-etched pattern
Weight: 38 grams



PATENTED

YAB-28

Alloy composite

Adjustable 3-position bottle shifting: right, central, left side bottle removal
Plastic pads to fit various bottle sizes



PATENTED

YAB-28A

BOTTLE CAGES & ADAPTERS



PATENTED

YAB-29

Alloy plate

With laser-etched pattern

Weight: 32 grams



YAB-31

Alloy



YAB-33

Alloy with composite adjustment system

Fits diameter: 54mm - 74mm bottles

4-point front fixing for secure bottle retention and easy removal



YAB-12A

Alloy

Fits standard beverage cans and PET bottles

Allows bottles to be taken out easily

Adjustable height, secure and quick neck fixing of PET bottles



PATENTED

YAB-34

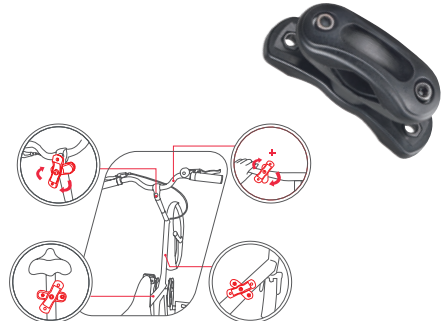
Composite

Weight: 37 grams



YSB-1

Light steel



PATENTED

M-38

Multi-function turning adapter

For 22mm - 36mm tubes

Fits on handlebars and bike frames and seat post, turns to 24 angles



PATENTED

M-25

Fixes on the frame's bottle cage holes

Allows re-position of bottle cage holes

Adjustment: 45mm up / 45mm down

Weight: 29 grams



WORKSHOP & STORAGE



WS-101A

Bike carrier adapter with telescopic extension up to 65mm
For Y-frame



WS-403

Mounted on seat and chain stays
Powder-coated
Color: Black, white



WS-403B


Easy to adjust angle via hooks to fit various bikes



PATENTED

WS-403C

Maintenance stand with foldable base



WS-415D

Parking stand
Can be extended by connecting several units together



PATENTED

WS-416JC

Enhanced "L" shaped steel
Spring mechanism auto-slide and lock
For 20" to 29" bikes



PATENTED

WS-416JQ

Knockdown design
Spring mechanism auto-slide and lock
Small package, suited for online selling
Enhanced "L" shaped steel
For 20" to 29" bikes



PATENTED

WS-420

Foldable parking stand
Roller with spring tension allows a smoother and easier
For 20" - 29" bicycles, 23mm - 3" tires



PATENTED

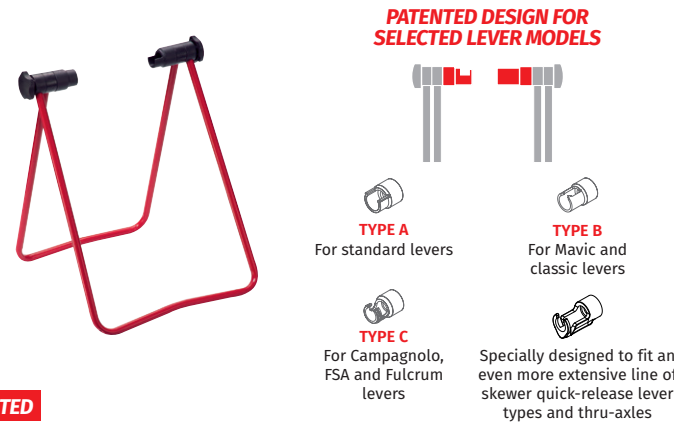
WS-421

Steel / alloy
For all bike, especially e-bikes
Adjustable arms
Fits 20" - 29" tires with 23C - 3"
Extended type is available



WS-405

Color: Black



PATENTED

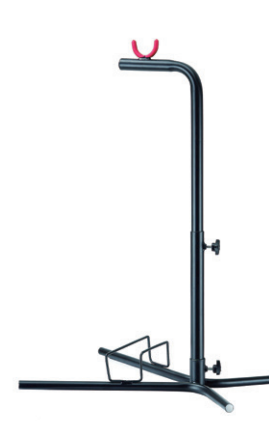
WS-406D

Suitable for bicycles with wheel size under 29", patented design that allows easy fitting of skewer quick release levers, extra clamp length for easier derailleur adjustment



WS-406C

Open design allows cleaning and maintenance of the cassette when installed



WS-412

Outstanding stability when installed
suitable for high-traffic areas



NEW
Various bikes under 26" / Cargo bikes

WS-427

Easy lift heavy-duty bike stand
Efficient lifting: Lifts rear wheel with minimal effort
Knockdown design: Easily disassembled for transport and storage
Universal compatibility: Fits various bicycle types under 26"
User-friendly: Supports bicycle without removing cargo



WS-501A

Wheel truing stand for all wheel sizes
Foldable, compact, portable and lightweight
With tire fixation



WS-911A

Foldable single bicycle hook
Wall-mounted



PATENTED

WS-918A

Foldable bicycle wall hanger
Roller with spring tension allows a smoother, easier and more stable bike wall mounting and retrieval
For 20" - 29" bicycles, 23mm - 3" tires



M80A

Front fork holder
5mm, 12mm and 15mm thru-axle



M81A

Secures the stem and handlebar
to a fixed position
For bicycle parking and display
purposes



YSS-4

Safety handle for children's bikes




PATENTED

WS-502

Alloy wheel truing stand. Foldable and portable
Fits all wheel sizes and width
Up to 29" wheels and fat tires
Adjustable caliper trues disc rotors and rims

Pin lets you align rim
and disc perfectly

**Foldable
PATENTED**



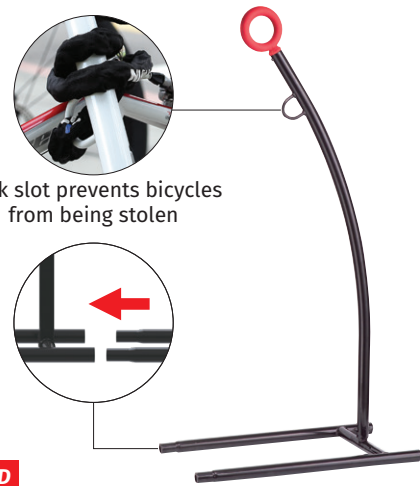
WS-610W

PATENTED



WS-610WA

Wall-mounted, compact
design perfect for indoor
and outdoor spaces




Lock slot prevents bicycles
from being stolen

PATENTED

WS-610A

Multi-park module
Unlimited number of attachments
Excellent stability



Small packages, suited
for online selling

PATENTED

WS-612

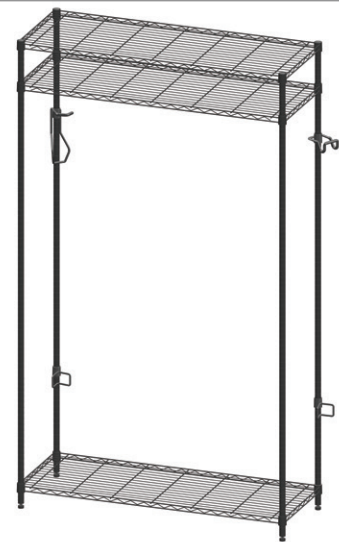
Speedy parking stand with knockdown design
Heavy duty, 25 kgs max. load
Fits up to 29" or 12" - 20" bikes
Hanger for helmets or clothes

Detachable tube can be set
high and / or low



BICYCLE STANDS & DISPLAYS





PATENTED

WS-919BB-03-01

Size including display: (H) 210 x (W) 120 x (D) 45 cm



PATENTED

WS-919B-03-01

Size including display: (H) 210 x (W) 60 x (D) 45 cm



EASYFIT DESIGN

Easily remove or install hook without needing to disassemble or uninstall any part of the display.



NEW



PATENTED

NO DRILLING REQUIRED

Push bikes / Bikes with alloy rims

WS-919-05-01

Sidekick. Rim type bike hanger for shelf stand
Keep your rack intact, just add on
No need to remove shelf when installing
Patented design hanger allows hanging via front wheel on shelf
Height and angle adjustable
Fits 1" tubes
Max. load: 15 Kg



WS-919-03-01

Wave-shaped shelf bike hanger
Hangs bike via the front wheel
Best for push bikes and bikes with alloy rims



WS-919-01-01

Thru axle bike hanger
Patented design hangs bike via the front thru axle, which is the optimal solution for carbon fiber bikes and wheels





PATENTED

WS-607

Height: 1.9 meters - 3.5 meters
Easy installation in a few minutes
Adjustable hanger
Load weight limit: 72 Kg or around 4 bicycles



PATENTED

WS-607GA

Similar to the WS-607, except this is the self-standing type
Heavy-duty base for exceptional stability



WS-607WB

Wall-mounted
Load weight limit: 18 Kg



TRAINER & ACCESSORIES



Single quick-release lever
Allows the trainer to be set and released very quickly.



Compact and foldable
Folded Size: 430mm x 600mm x 150mm
The trainer can be stored vertically for a smaller footprint

150mm

The axle bearing is set up in front of the back wheel
This is very close to the position of the crank, which means it prevents accidental touching during use.

Magnetic controlling box design
Covers the entire magnetic system to prevent objects from entering the system.

812B CORSO

Wire control system
Loading weight limit: 100 Kg

ACCESSORIES | REAR DERAILLEUR PROTECTORS



YDP-1



YDP-2



YDP-3



YDP-4



YDP-5C



YDP-6



YDP-7



YDP-8



YDP-8D



YDP-9



YDP-10A



YDP-17C



YDP-22



YDP-23



YAP-14



YAP-16

ACCESSORIES | ADAPTERS, BRAKE ARM CLIPS



A1



A2

Ø 15 steel



A3

Ø 22



A4

Ø 16



A5

Ø 25.4



A6

Ø 20

NEW



A10

10mm

NEW



A10A

14mm

Plastic

Extension clip for tube



ACCESSORIES | BASKET BRACKETS & SUPPORTS



YB-1



YB-3



YB-4



YB-4J



YFK0102

Brackets for front basket. Steel, stainless or alloy

Adjustable

Basket supporters. Steel, stainless or alloy

Size: 20", 24", 26", 28"



BICYCLE CARRIERS
KICKSTANDS
BOTTLE CAGES & ADAPTERS
WORKSHOP STANDS & TOOLS
BIKE STANDS & STORAGES
INDOOR TRAINER
ACCESSORIES

YUEN I INDUSTRIAL CO., LTD.
元毅工業股份有限公司

Head Office: No. 16, Fu Kung Road, Fu Hsing Hsiang,
Changhua, Taiwan, R.O.C. 50662

彰化縣福興鄉福工路16號

Tel: 886 4 7697615-7 / 7692685 / 7699033

Fax: 886 4 7694315 / 7698571

E-mail: service@yueni.com.tw



URL: www.YUENI.com.tw